



# LED PAR20

## 5.5PAR20/LED/F40/940/DIM/G/T20 6/1FB

Philips is driving the switch to energy-efficient solutions. Upgrade your track and accent lights with our small diameter reflectors for instant energy savings and unbeatable quality. Available in both Glass and Plastic casings, Philips LED Par20s are the ideal replacement for halogen.

### Product data

General Information	
Cap-Base	E26 [Single Contact Medium Screw]
Nominal lifetime	25,000 hour(s)
Switching Cycle	50,000
Lighting Technology	LED
EU RoHS compliant	Yes

Light Technical	
Color Code	940 [CCT of 4000K]
Beam Angle (Nom)	40 degree(s)
Luminous Flux	500 lm
Luminous Intensity (Nom)	1,000 cd
Color Designation	Cool White (CW)
Correlated Color Temperature (Nom)	4000 K
Luminous Efficacy (rated) (Nom)	90.00 lm/W
Color Consistency	<4
Color rendering index (CRI)	90
LLMF At End Of Nominal Lifetime (Nom)	70 %

Operating and Electrical	
Line Frequency	50 to 60 Hz
Input Frequency	50 to 60 Hz
Power Consumption	5.5 W

Lamp Current (Nom)	54 mA
Wattage Equivalent	50 W
Starting Time (Nom)	0.5 s
Warm-up time to 60% light	0.5 s
Power Factor (Fraction)	0.9
Voltage (Nom)	120 V

Temperature	
T-Case Maximum (Nom)	167 °F

Controls and Dimming	
Dimmable	Only with specific dimmers

Mechanical and Housing	
Bulb Finish	Clear
Bulb Material	Glass
Bulb Shape	PAR20

Approval and Application	
Suitable For Accent Lighting	Yes
Energy Certifications	Energy Star

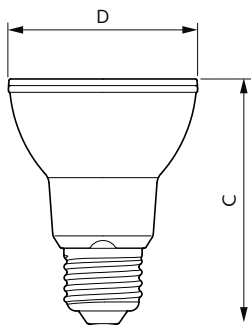
# LED PAR20

## Product Data

Order product name	5.5PAR20/LED/F40/940/DIM/G/T20 6/1FB
Full product name	5.5PAR20/LED/F40/940/DIM/G/T20 6/1FB
Order code	568097
Material Nr. (12NC)	929003026504
Numerator - Quantity Per Pack	1

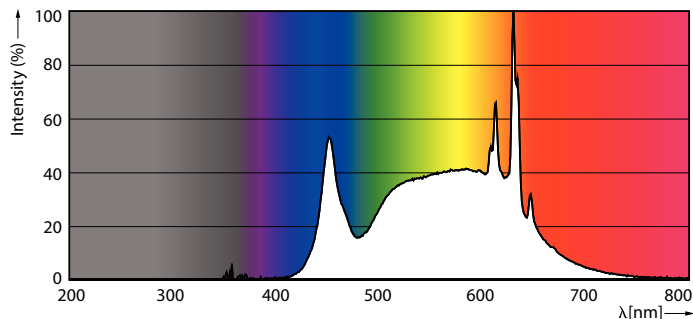
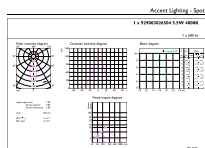
EAN/UPC - Product/Case	046677568092
Numerator - Packs per outer box	6
EAN/UPC - Case	50046677568097

## Dimensional drawing



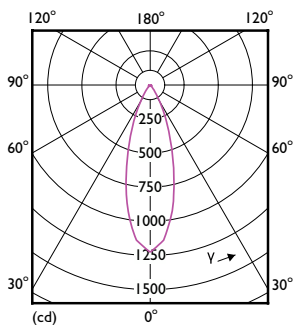
Product	D	C
5.5PAR20/LED/F40/940/DIM/G/T20 6/1FB	2-9/16 inch	3-5/16 inch

## Photometric data



Accent Lighting Spots - 5.5PAR20/LED/F40/940/DIM/G/T20 6/1FB

Spectral Power Distribution Colour - 5.5PAR20/LED/F40/940/DIM/G/T20 6/1FB



Light Distribution Diagram - 5.5PAR20/LED/F40/940/DIM/G/T20 6/1FB

# LED PAR20

## Lifetime



Life Expectancy Diagram - 5.5PAR20/LED/F40/940/DIM/G/T20 6/1FB

Lumen Maintenance Diagram - 5.5PAR20/LED/F40/940/DIM/G/T20 6/1FB

