


Project		Catalog #		Type	
Prepared by		Notes		Date	



Greengate

OAC-P-MicroSet PIR

Line Voltage Ceiling Sensor

Typical Applications

Conference Rooms • Open Office Areas • Small Private Offices • Common Areas • Break Rooms • Restrooms (Non-Partitioned) • Utility Closets

Interactive Menu

- Order Information page 2
- Additional Resources page 2
- Wiring Diagrams page 3
- Connected Systems page 4
- Product Warranty

Product Certification



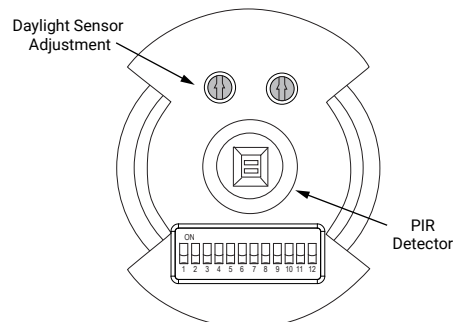
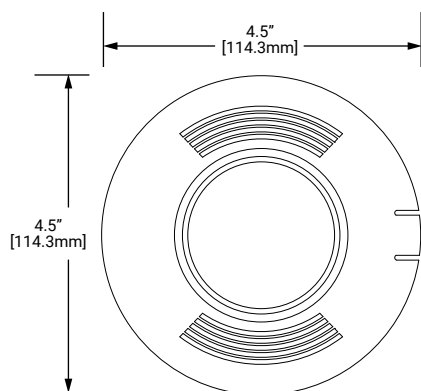
Product Features



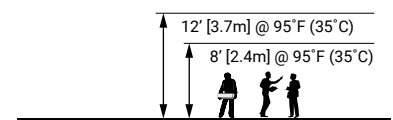
Top Product Features

- MicroSet self-adjusting time delay and sensitivity
- Built-in light level sensor
- Units available for control of single or two separate loads
- Products tested to NEMA WD 7 - 2011 Occupancy Motion Sensors Standard
- LED Rated

Dimensional and Mounting Details



Scale or Mounting Height



[additional product diagrams](#)

Order Information

SAMPLE ORDER NUMBER: **OAC-P-0500-MV, OAC-P-1500-MV, OAC-P-1500-DMV**

Catalog Number	Maximum Room Size	Field of View	Features
OAC-P-0500-MV	500 sq. ft.	360°	w/ Daylight Sensor
OAC-P-1500-MV	1,500 sq. ft.	360°	w/ Daylight Sensor
OAC-P-1500-DMV	1,500 sq. ft.	360°	Dual Relay w/Daylight Sensor

Product Specifications

Technology

- Passive Infrared (PIR)

Mechanical

Size: 1.42" H x 4.5" W (36.068mm x 114.3mm)

Mounting: Mounts directly to ceiling tile, to a 4" square box and round mud ring or to 4" octagon box

Environment:

- **Operating temperature:** 32°F to 104°F (0°C to 40°C)
- **Relative humidity operating:** 20% to 90% non-condensing
- For indoor use only

Housing: Durable, injection molded housing. Polycarbonate resin complies with UL 94V-0

Electrical

Power Requirements: 120 to 347 VAC, 50/60 Hz- Neutral Required

- **120 VAC**
 - Incandescent/Tungsten - 0 to 800W, 50/60 Hz
 - Fluorescent/Ballast - 0 to 1200W, 50/60 Hz
 - Electronic Ballast (LED) 3A
 - Motor Load: ¼ HP @ 125 VAC
- **230 VAC**
 - Fluorescent/Ballast - 0 to 1200W, 50/60 Hz
 - Electronic Ballast (LED) 3A
- **277 VAC**
 - Fluorescent/Ballast - 0 to 2700W, 50/60 Hz
 - Electronic Ballast (LED) 3A
- **347 VAC**
 - Fluorescent/Ballast - 0 to 1500W, 50/60 Hz
 - Electronic Ballast (LED) 3A

Hardware Specifications

LED Indicators:

- Red LED for PIR detection

Controls and Performance

Time delays:

- Self-adjustable, 15 seconds/test (10 minutes Auto), or Selectable 5, 15, 30 minutes

Coverage:

- 500 & 1500 sq. ft.

Light sensing level:

- 0 to 300 foot candles

Standards/Ratings

- cULus Listed - Energy Management Equipment (UL916)
- FCC Compliant
- RoHS Compliant

Warranty

Five year warranty standard

Overview

The MicroSet Passive Infrared Line Voltage Occupancy Sensing Ceiling Sensor is a motion sensing lighting control that is used for energy savings and convenience. The sensor is available in both single and dual load control.

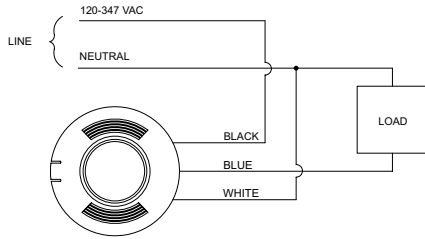
The sensor is designed to detect motion from a heat-emitting source (such as a person entering a room) within its field-of-view and automatically switch lights ON. These sensors have multi-segmented lenses. For units to sense motion, the person must cross between two segments. The distance between segments increases the farther you are from the sensor, so motion has to be larger the farther you are from the unit. PIR sensors are considered line-of-sight sensors, meaning that the sensor must be able to have a direct line-of-sight to the person making the motion. The sensor includes self-adaptive technology that continuously self-adjusts sensitivity and time delay in real-time, maximizing the potential energy savings that are available in the particular application. The MicroSet Passive Infrared Line Voltage Ceiling Sensor has an ambient light level sensor. When enabled, the daylighting feature prevents lights from turning ON when the room is adequately illuminated by natural light.

Wiring Diagrams

Single Relay

AUTOMATIC MODE OPERATION:

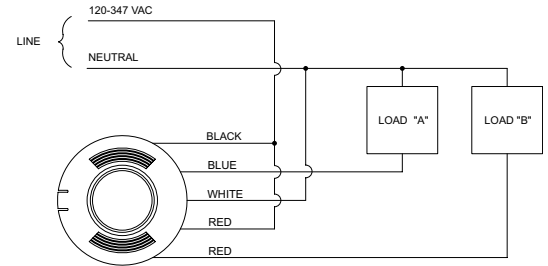
1. WHEN SENSOR ACTIVATES LOAD TURNS ON.
2. LOAD TURNS OFF WHEN SENSOR TIMES OUT.



Dual Relay

AUTOMATIC MODE OPERATION:

1. WHEN SENSOR ACTIVATES, BOTH LOADS TURN ON.
2. LOADS TURN OFF WHEN SENSOR TIMES OUT.



RED LEADS ARE NON-POLARITY SENSITIVE.

Controls

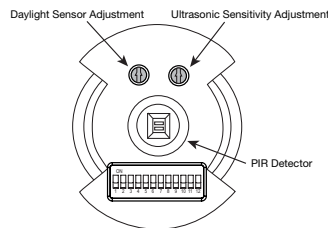
DIP Switch Legend

DIP Switch	Time Delay		Not Used		PIR Sensitivity	Walk-Through Mode	LEDs		Override	Not Used	Daylighting	Bathroom Mode	Relay Swap
	1	2	3	4	5	6	7	8	9	10	11	12	
Auto*	▼	▼			Full ▼	Disable ▼	Enable ▼	Disable ▼			Relay 2 ▼	Disable ▼	Disable ▼
5 Minutes	▼	▲			50% ▲	Enable ▲	Disable ▲	Enable ▲			Relay 1 & 2 ▲	Enable ▲	Enable ▲
15 Minutes	▲	▼											
30 Minutes	▲	▲											

(DMV model only) (DMV model only) (DMV model only)

*Self-Adjusts to 10 min. user mode

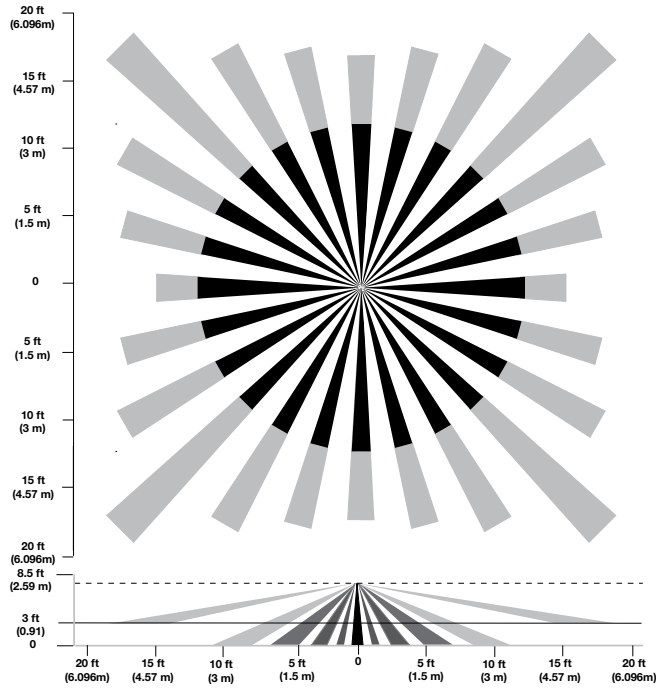
Default =



Field of View

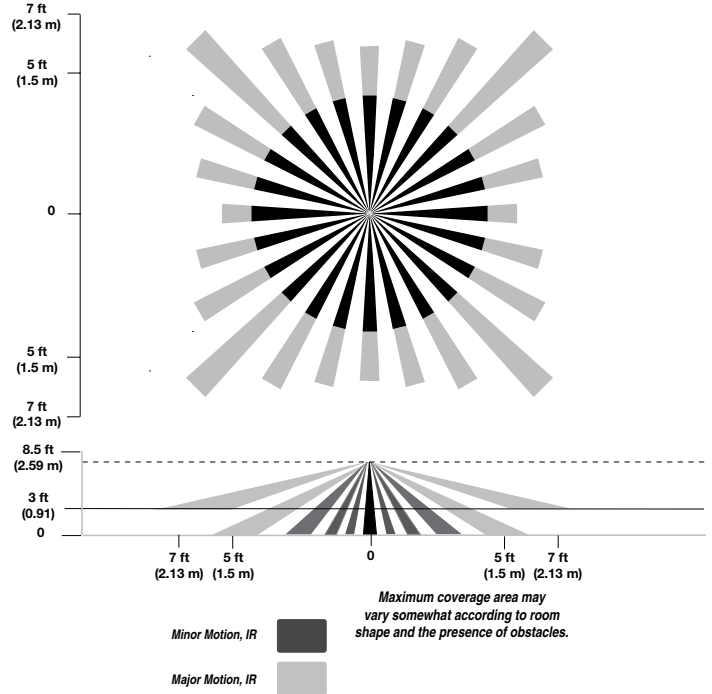
OAC-P-1500-MV/DMV

1,500 sq. ft.



OAC-P-0500-MV/DMV

500 sq. ft.



Recommended Mounting Height: 8 to 12 feet

Control Systems

- Greengate