


Project		Catalog #		Type	
Prepared by		Notes		Date	



HALO

H36PAR16ICAT

3" Shallow Recessed Line Voltage
New Construction Housing

3" LED PAR16 Trims
10W Maximum

Typical Applications
Residential

Interactive Menu

- Order Information page 2
- Product Specifications page 3
- Product Warranty

Product Certification



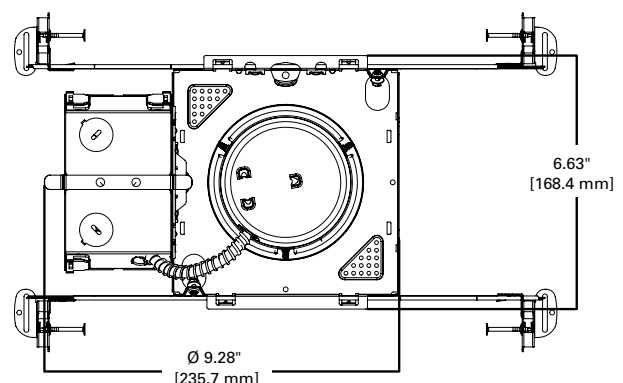
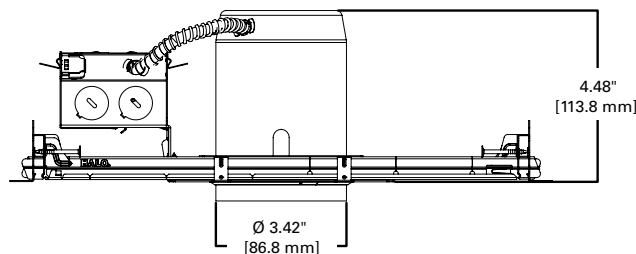
Product Features



Top Product Features

- Suitable for 2x6 residential framing or shallow plenum commercial construction
- Got Nail!™ bar hangers; Pass-N-Thru™ tool-less shortening of bar hangers
- Slide-N-Side™ wire traps; Quick Connect wiring connectors included in junction box
- AIR-TITE™; Thermally protected; For use in insulated and non-insulated ceilings
- Use with compatible HALO® trims and PAR16 lamps (by others)


Dimensional and Mounting Details



Order Information

SAMPLE ORDER NUMBER: **H36PAR16ICAT, 3001WHBB**

A complete luminaire consists of a housing, lamp (sold by others) and trim, order separately.



Housing

Trims

Housing	Trims
H36PAR16ICAT = 3" shallow recessed new construction housing, GU10 base, 120V	See below













Trims



Directional Open Trims

Directional Lens Trim

Lens Wall Wash Trims

Directional Open Trims	Directional Lens Trim	Lens Wall Wash Trims
 <p>3001 Round Pinhole Baffle, Open, 15° Tilt OD: 4-1/4" [108mm]</p> <p>3001WHBB=White with Black Baffle 3001BKBB=Black with Black Baffle 3001SNBB=Satin Nickel with Black Baffle 3001TBZBB=Tuscan Bronze with Black Baffle 3001WHWB=Tuscan Bronze with Black Baffle</p>	 <p>3009 Gimbal, Open, 35° Tilt OD: 4-1/4" [108mm]</p> <p>3009WHBB=White with Black Baffle 3009WHWB=White with White Baffle 3009BKBB=Black with Black Baffle 3009SNBB=Satin Nickel with Black Baffle 3009TBZBB=Tuscan Bronze with Black Baffle</p>	 <p>3007 Conical Reflector, Lens, 15° Tilt OD: 4-1/4" [108mm]</p> <p>3007WHC=White with Clear Reflector 3007PCC=Polished Chrome with Clear Reflector 3007SN=Satin Nickel with Satin Nickel Reflector 3007TBZ=Tuscan Bronze with Tuscan Bronze Reflector</p>
 <p>3002 Round Pinhole Reflector, Open, 15° Tilt OD: 4-1/4" [108mm]</p> <p>3002WHC=White with Clear Reflector</p>	 <p>3010 Super Adjustable, 80° Tilt OD: 4-1/4" [108mm]</p> <p>3010WH=White</p>	 <p>3008 All Glass ShowerLight OD: 4-1/4" [108mm]</p> <p>3008FG=White Polymer and Glass Lens with Frosted Perimeter</p>
 <p>3003 Conical Baffle, Open, 35° Tilt OD: 4-1/4" [108mm]</p> <p>3003WHBB=White with Black Baffle 3003WHWB=White with White Baffle 3003BKBB=Black with Black Baffle 3003SNB=Satin Nickel with Satin Nickel Baffle 3003TBZB=Tuscan Bronze with Tuscan Bronze Baffle</p>	 <p>3011 Square Pinhole Baffle, Open, 15° Tilt OD: 4-1/4" [108mm]</p> <p>3011WHBB=White with Black Baffle 3011WHWB=White with White Baffle 3011BKBB=Black with Black Baffle 3011SNBB=Satin Nickel with Black Baffle 3011TBZBB=Tuscan Bronze with Black Baffle</p>	 <p>3012 Square Pinhole Baffle, Lens, 15° Tilt OD: 4-1/4" [108mm]</p> <p>3012WHBB=White with Black Baffle 3012WHWB=White with White Baffle 3012BKBB=Black with Black Baffle 3012SNBB=Satin Nickel with Black Baffle 3012TBZBB=Tuscan Bronze with Black Baffle</p>
 <p>3004 Conical Reflector, Open, 35° Tilt OD: 4-1/4" [108mm]</p> <p>3004WHC=White with Clear Reflector 3004SN=Satin Nickel with Satin Nickel Reflector 3004TBZ=Tuscan Bronze with Tuscan Bronze Reflector 3004WHH=White with Haze Reflector 3004WHW=White with White Reflector</p>	 <p>3013 Square Gimbal, Open, 35° Tilt OD: 4-1/4" [108mm]</p> <p>3013WH=White 3013BK=Black 3013SN=Satin Nickel 3013TBZ=Tuscan Bronze</p>	
 <p>3006 Slot Aperture, Open, 35° Tilt OD: 4-1/4" [108mm]</p> <p>3006WHBB=White with Black Baffle</p>		

Product Specifications

Housing

- Single wall deep drawn aluminum housing painted matte black for a visually dark interior
- Adjusts vertically to accommodate 3/8" to 1-1/4" thick ceilings and locks in position with (3) setscrews
- Integral gasket achieves airtight compliance without additional caulk or gaskets
- Shipped with overspray protector installed
- Housing can be removed from below the ceiling for service or splice inspection

Plaster Frame

- Compact galvanized steel plaster frame with integral bar hanger receivers
- Notches facilitate use of guide strings or laser lines for precise positioning
- Regressed screws provide positive horizontal bar hanger locking from below the ceiling
- Perforations accept drywall screws from below securing housing to ceiling structure

Bar Hangers

- Captive preinstalled Got-Nail™ bar hangers supports housing any point along span and tight to framing
- Pass-N-Thru™ feature allows adjust from 6" to 24" wide without removal
- Captive nail penetrates standard and engineered lumber
- Leveling flange aligns plaster frame with structure
- Integral clip attaches directly to tee-bar

Universal Mounting Bracket Accessory

- Accepts 1/2" EMT, C channel and bar hangers
- Adjusts 3" vertically from above or below the ceiling
- Installed to plaster frame with (2) screws (provided)

Junction Box

- Compact galvanized steel junction box with 16in³ internal volume
- Listed for (10) #12 AWG 90° C splice conductors
- Repositionable 90° on plaster frame to avoid obstructions
- Hinged door is retained and provides easy access to field wiring
- (6) 1/2" conduit pry-outs positioned to allow straight conduit runs
- (3) Slide-N-Side™ non-metallic (NM) wire traps allows wiring outside the box
- Accepts 14-2, 14-3, 12-2, 12-3 U.S. and 14-2, 14-3, 12-2 Canadian NM cable
- (3) 4-port push wire nuts with clear caps for quick and reliable mains voltage connections

Socket

- GU10 socket for 120V LED PAR16 lamps

Trims

- Compatible with a broad range of trim styles and optical distributions
- Fiction blades hold trim tight to ceiling surface, gasket minimizes light leaks

Code Compliance

- Type IC thermally protected, suitable for direct contact to air permeable insulation and cULus listed for damp locations
- Not for use in direct contact with spray foam insulation, consult NEMA LSD57-2013
- Wet location listed in covered ceilings and IP44 certified with select lens trims
- Airtight per ASTM-E283
- Can be used for State of California Title 24 high efficacy luminaire compliance with designated trims and CA JA8-2016-E or JA8-2019-E labeled lamps
- Suitable for use in clothes closets when installed in accordance with the NEC 410.16 spacing requirements
- Contains no mercury or lead and RoHS compliant

Warranty

- One-year limited warranty, consult website for details www.cooperlighting.com/legal