

DESCRIPTION

The LazerTwo-Conductor track is available in two finishes and 4 lengths. The overall height is only 9/16" and the track has a decorative reveal at the ceiling line. It accepts both LazerTrack lampholders and Halo Power-Trac lampholders. LazerTrack is UL listed and CSA certified.

Catalog #		Type
Project		
Comments		Date
Prepared by		

SPECIFICATION FEATURES

A. Structural

- Extruded aluminum .050" [1.3mm] nominal wall thickness.

B. Line Conductors

- Solid copper bus bars -cross section equivalent to #12 AWG wire.

C. Insulating Liner

- Extruded polyvinyl insulator.

D. Ground Conductor

- Cross section equivalent of #12 AWG wire.

E. Neutral Conductor

- Visual polarity groove indicates proper electrical installation of lampholder adapter.

Construction

- The structural channel is extruded aluminum with .050" nominal wall thickness. Conductors are solid copper bus bars encased in rigid extruded PVC insulators. Polarized connectors and end caps are molded polycarbonate. Electrical capacity is 20 AMPS.

Size

- Miniature Trac is only 9/16" (14mm) deep by 1 3/8" (35mm) wide.

Finishes

- Miniature Trac is available in two finishes: White (P) and Matte Black, (MB).

Connectors

- Connectors simply push into the ends of the Trac, eliminating splicing. Straight, right angle, X's, T's and flexible connectors allow track to be assembled in almost any pattern.

Grounding

- Grounding is accomplished through a grounding channel in the track. The track maintains continuity to the building's grounding system through the ground contact fingers in each of the connectors.

Polarity

- A visual polarity line on Lazer Track indicates proper electrical installation. Simply line up polarity on Lazer Track and lampholder adapter wide.

Mounting

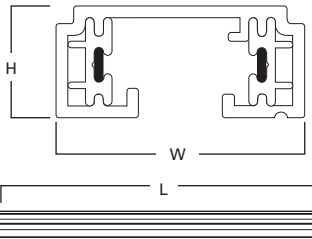
- Track system is recommended for ceiling mount only. For alternate mounting methods consult factory.



**LZR102, LZR104,
LZR106, LZR108**

**MINIATURE
SINGLE CIRCUIT
TRAC SYSTEM**

**Lazer -Trac
120V**



	L	W	H
LZR102 2' Nominal	20-1/8" [511mm]	1-3/8" [35mm]	5/8" [14mm]
LZR104 4' Nominal	44-1/8" [1121mm]	1-3/8" [35mm]	5/8" [14mm]
LZR106 6' Nominal	68-1/8" [1730mm]	1-3/8" [35mm]	5/8" [14mm]
LZR108 8' Nominal	92-1/8" [2340mm]	1-3/8" [35mm]	5/8" [14mm]

ORDERING INFORMATION

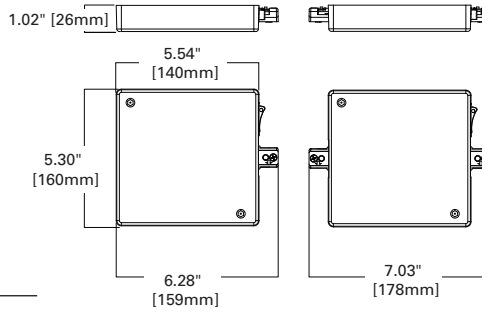
SAMPLE NUMBER: LZR108P

Track	Finishes	Connectors (Order Separately)	Accessories (Order Separately)	Current Limiters (Order Separately)
LZR102= 2' LZR104= 4' LZR106= 6' LZR108= 8'	P=White MB=Black	LZR200= Live End Feed with Junction Box Cover LZR201= Live End Feed LZR202= Floating Canopy and Connector LZR203= Adjustable L and Straight Connector LZR204= Conduit Adapter Feed LZR205= Conduit Continuation Feed LZR206= T-Bar Canopy LZR208= Cord and Plug Feed LZR211= Flexible Connector Feed LZR212= Mini Joiner LZR213R= "T" Connector - Right LZR213L= "T" Connector - Left LZR214= "X" Connector Finishes P=White MB=Black	LZR207= T-Bar Mounting Clip LZR209= Monopoint Feed LZR210= Monopoint Feed—Low Voltage Finishes P=White MB=Black	<u>Current Limiter - End Feed</u> LZRC201CB120= 120W(1A@120V) LZRC201CB300= 300W(2.5A@120V) LZRC201CB600= 600W(5A@120V) LZRC201CB960= 960W(8A@120V) LZRC201CB1200= 1200W(10A@120V) <u>Current Limiter - Center Feed</u> LZRC203CB120= 120W(1A@120V) LZRC203CB300= 300W(2.5A@120V) LZRC203CB600= 600W(5A@120V) LZRC203CB960= 960W(8A@120V) LZRC203CB1200= 1200W(10A@120V) Finishes P=White MB=Black



LZRC201, LZRC203 - Current Limiter - End and Center Feeds

End-feed and Center-feed capable:
Five breaker sizes are available. Consult factory if other sizes are required. Can be utilized on hard or grid ceilings. Can be used with pendant suspended track. Breaker can be used as an on-off switch. Breaker features a "tripped" condition indicator. cULus Listed



**LZRC201
LZRC203**

ORDERING INFORMATION

SAMPLE NUMBER: LZRC201CB120P

Feed Type	Circuit 1 Breaker	Finish
LZRC201= Lazer 1-Circuit End Feed	CB120=120W (1A @120V)	P=White
LZRC203= Lazer 1-Circuit Center Feed	CB300=300W (2.5A @120V)	MB=Black
	CB600=600W (5A @120V)	
	CB960=960W (8A @120V)	
	CB1200=1200W (10A @120V)	



Connectors specifically for Lazer-by-HaloTrack sections. Use for forming almost any configuration of track layouts.

LZR208 - Cord and Plug Feed

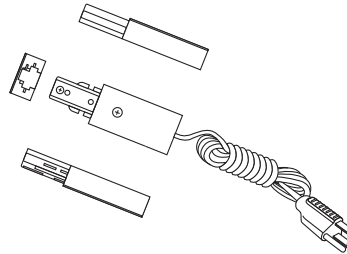
10' three-wire cord with grounded plug. Maximum capacity 5 AMPS.

Color codes: P (White), MB (Black)

ORDERING INFORMATION

SAMPLE NUMBER: LZR208P

Connector	Finish
LZR208= Cord and Plug Feed	P=White MB=Black



LZR208

LZR211 - Flexible Connector Feed

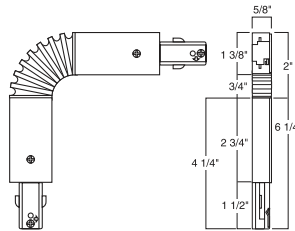
To connect two track sections at any angle up to 90° or for connecting wall and ceilingmounted track. Can be used as electrical feed point.

Color codes: P (White), MB (Black)

ORDERING INFORMATION

SAMPLE NUMBER: LZR211P

Connector	Finish
LZR211= Flexible Connector Feed	P=White MB=Black



LZR211

LZR212 - Mini Connector

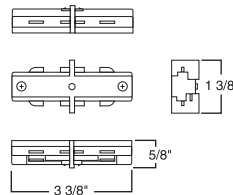
For joining two track sections end-to-end. LZR212 is not an electrical feed.

Color codes: P (White), MB (Black)

ORDERING INFORMATION

SAMPLE NUMBER: LZR212P

Connector	Finish
LZR212= Mini Connector	P=White MB=Black



LZR212

LZR200 - Live End Feed with Junction Box Cover

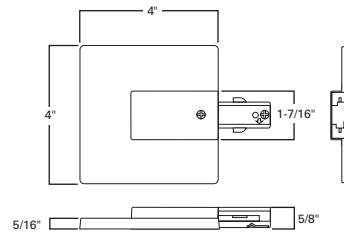
For starting a track run at beginning of track and when connector is mounted to a junction box.

Color codes: P (White), MB (Black)

ORDERING INFORMATION

SAMPLE NUMBER: LZR200P

Connector	Finish
LZR200= Live End Feed with Junction Box Cover	P=White MB=Black



LZR200

LZR201 - Live End Feed

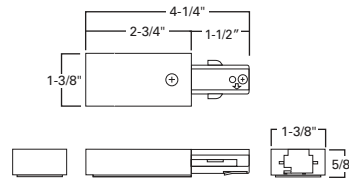
For starting a track run at beginning of track.

Color codes: P (White), MB (Black)

ORDERING INFORMATION

SAMPLE NUMBER: LZR201P

Connector	Finish
LZR201= Live End Feed	P=White MB=Black



LZR201

LZR202 - Floating Canopy and Connector Feed

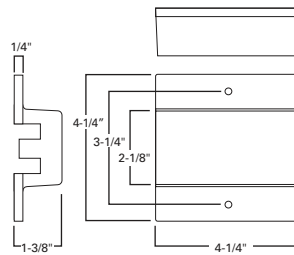
Track can be connected to existing outlet box located anywhere along the track. Comes with canopy cover, connector, dead end and mounting hardware.

Color codes: P (White), MB (Black)

ORDERING INFORMATION

SAMPLE NUMBER: LZR202P

Connector	Finish
LZR202= Floating Canopy and Connector Feed	P=White MB=Black



LZR202

LZR203 - Adjustable "L" and Straight Connector Feed

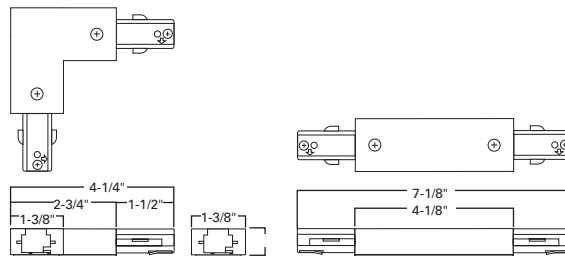
To connect two track sections at right angles or straight end-to-end. Includes straight and right angle covers. Can be used as an electrical feed.

Color codes: P (White), MB (Black)

ORDERING INFORMATION

SAMPLE NUMBER: LZR203P

Connector	Finish
LZR203= Adjustable "L" and Straight Connector Feed	P=White MB=Black



LZR203

LZR213R "T" Connector (Right)

LZR213L "T" Connector (Left)


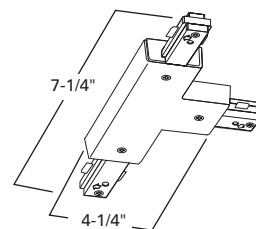
Use for joining three track sections. Select Right(R) or Left (L) Handed versions to maintain proper polarity. May be used as an electrical feed point.

Color codes: P (White), MB (Black)

ORDERING INFORMATION

SAMPLE NUMBER: LZR213RP

Connector	Finish
LZR213R= Right "T" Connector LZR213L= Left "T" Connector	P=White MB=Black


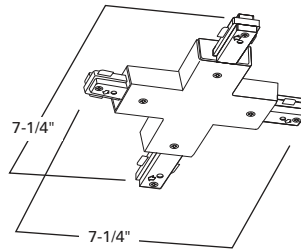


LZR213

LZR214 - X Connector

Use for joining four track sections. May be used as an electrical feed point.

Color codes: P (White), MB (Black)



LZR214

ORDERING INFORMATION

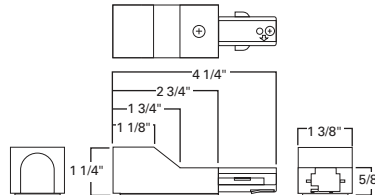
SAMPLE NUMBER: LZR214P

Connector	Finish
LZR214= X Connector	P=White MB=Black

LZR204 - Conduit Adapter Feed

Designed to accept 1/2" trade size conduit fitting (not supplied). Use when feeding to track through surface conduit system.

Color codes: P (White), MB (Black)



LZR204

ORDERING INFORMATION

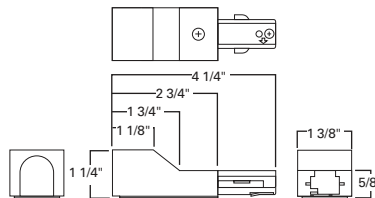
SAMPLE NUMBER: LZR204P

Connector	Finish
LZR204= Conduit Adapter Feed	P=White MB=Black

LZR205 - Conduit Continuation Feed

Includes one left feed and one right feed to continue a run around obstructions. Requires 1/2" trade size fitting (not included).

Color codes: P (White), MB (Black)



LZR205

ORDERING INFORMATION

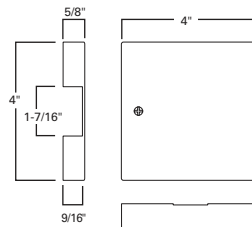
SAMPLE NUMBER: LZR205P

Connector	Finish
LZR205= Conduit Continuation Feed	P=White MB=Black

LZR206 - T-Bar Canopy Feed

For installing track on T-Bar ceilings. LZR201 or LZR203 also required.

Color codes: P (White)



LZR206

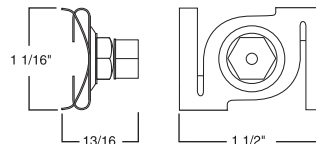
ORDERING INFORMATION

SAMPLE NUMBER: LZR206P

Connector	Finish
LZR206= T-Bar Canopy Feed	P=White

LZR207 - T-Bar Mounting Clip

For installing track to a suspended ceiling. Kit contains 3 clips for mounting 2', 4', 6', or 8' track. Order one kit for each track section. Compatible with Halo and Lazer track.



LZR207

ORDERING INFORMATION

SAMPLE NUMBER: LZR207

Connector
LZR207= T-Bar Mounting Clip


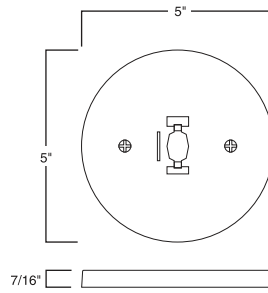
LZR209 - Monopoint Feed

For installing one Halo or Lazer track lampholder.
Mounts directly to junction box. 500 watt maximum.
Not compatible with Halo or Lazer low voltage
lampholders with integral solid state power supplies.
Color codes: P (White), MB (Black)

ORDERING INFORMATION

SAMPLE NUMBER: LZR209P

Connector	Finish
LZR209= Monopoint Feed	P=White MB=Black


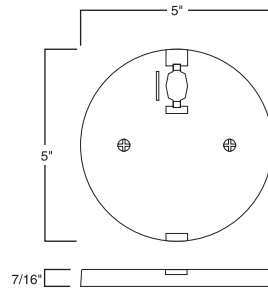
**LZR209****LZR210 - Monopoint Feed - Low Voltage**

For installing one Halo or Lazer low voltage lampholder.
Mounts directly to junction box. 500 watt maximum.
Color codes: P (White), MB (Black)

ORDERING INFORMATION

SAMPLE NUMBER: LZR210P

Connector	Finish
LZR210= Monopoint Feed - Low Voltage	P=White MB=Black

**LZR210**