



**PHILIPS**

CorePro PL LED lamps



Make sure you're ready  
for the CFL-ni ban with  
**CorePro PL LED lamps**

And save money and energy, too

# Replace your CFL-ni lamps with an energy-efficient alternative



As of 24 February 2023, manufacturers will no longer be able to make CFL-ni<sup>1</sup> lamps due to the RoHS<sup>2</sup> ban.

Now's the time to make the switch to energy-efficient and long-lasting CorePro PL LED lamps. Upgrade your lighting while lowering your costs.

### Save energy

Philips CorePro PL LED is an energy-efficient replacement for CFL-ni lamps. The quicker you make the switch, the faster you begin saving energy and money.

### The ideal upgrade

Our new and extended range of CorePro PL LED lamps is suitable for diverse applications, including hallways, offices and hospitality venues. Due to their long lifetime of 30,000 hours, you won't have to worry about replacing them soon.

### Options for every fixture

To make the switch to LED as easy as possible, we've introduced new lamp sizes for 1-to-1 replacement of conventional CFL-ni lamps. Philips CorePro PL LED lamps now have extensive ballast compatibility which means you can make the switch to LED lamps without having to worry about major modifications and the associated costs.

[philips.com/ledtube](https://philips.com/ledtube)



## PLC

Simple lamp-for-lamp replacement  
4-pin lamp range (HF/Mains)  
2-pin lamp range (EM/Mains)

## PLL

2G11 4-pin simple lamp-for-lamp  
Extended HF lamp range  
Extended EM Mains range (EM retrofit  
and direct mains applicable)



## PLT

For simple lamp-for-lamp  
replacement 4-pin range (HF)



## PLS

Simple 2-pin range replacement (EM/Mains)

## Real pros choose Philips PL LED lamps for:



**Fast and easy replacements**  
PL LED lamps are designed as a 1-to-1 replacement for currently installed conventional lighting



**High quality of light**

- No flickering
- True constant colors with high CRI



**Energy efficiency and long lifetime**

- 65% more energy efficient than fluorescent lamps<sup>3</sup>
- 30,000 hrs lifetime




**Wide range**  
Our wide range is designed for diverse applications and budgets

<sup>1</sup>CFL-ni: Non-integrated compact fluorescent lamps.

<sup>2</sup>RoHS: Reduction of Hazardous Substances ban.

<sup>3</sup>This calculation compares the Philips LED PLC 2P 8.9W with a conventional PLC 2P 26W (banned since 2023), both operating on EM ballast.

# Why switch to the CorePro PL LED lamp range now?



## Key benefits



### Energy efficiency

- 65% more energy efficient than fluorescent lamps<sup>1</sup>
- Efficacy up to 140 lm/W



### Long lasting and robust

- Lifetime of 30,000 hours reduces maintenance costs
- Shatterproof plastic PLS/PLC/PLT range



### Simple lamp-for-lamp replacement

- Wider product range for easy replacement
- Reuse existing fixtures without major modifications, using a similar form factor with CFL-ni products



### Wide range

- Extended range of PLL HF lamps with more choices available
- Extended range of PLL EM/Mains solutions that includes a starter for EM ballasts
- Can be rewired into mains to eliminate ballast energy loss
- Outputs available from 475 lumens to 3,400 lumens
- New range of PLT lamps available for easy lamp-for-lamp replacement



### High quality of light

- Instant-on to 100% light output
- Rotating end-caps for PLC and PLT
- 3000K, 4000K, and 6500K (PLL only)
- No flickering or strobing

## Product overview

### PL LED lamps

#### PLC EM/Mains

PLC HF/Mains - new gen to be launched in Sep 2024



- 2-pin lamp EM range and 4-pin lamp HF range
- 65% more energy efficient than fluorescent lamps<sup>1</sup>
- Up to 110 lm/W efficacy
- Rotating end caps
- Shatterproof plastic housing
- Mains connection available

[Click here to see 2-pin](#)

[Click here to see 4-pin](#)

#### PLL HF/EM Mains



- Extended HF lamp range
- Extensive ballast compatibility
- New EM/Mains range (EM retrofit and direct mains applicable)
- 56% more energy efficient than fluorescent lamps<sup>2</sup>
- Up to 140 lm/W efficacy
- Glass platform

[Click here to see all products](#)

#### PLS EM



- 2-pin lamp EM range
- 54% more energy efficient than fluorescent lamps<sup>3</sup>
- Up to 110 lm/W efficacy
- Shatterproof plastic housing
- Mains connection available

[Click here to see all products](#)

#### PLT HF



- New PLT HF retrofit family
- 63% more energy efficient than fluorescent lamps<sup>4</sup>
- Up to 120 lm/W efficacy
- Rotating end caps
- Extensive ballast compatibility
- Shatterproof plastic platform

[Click here to see all products](#)

<sup>1</sup>This calculation compares the Philips LED PLC 2P 8.9W with a conventional PLC 2P 26W (banned since 2023), both operating on EM ballast.

<sup>2</sup>This calculation compares the Philips LED PLL 24W with a conventional PLL 55W (banned since 2023), both operating on HF ballast.


<sup>3</sup>This calculation compares the Philips LED PLS 5W with a conventional PLS 11W (banned since 2023), both operating on EM ballast.

<sup>4</sup>This calculation compares the Philips LED PLT 6.5W with a conventional PLT 18W (banned since 2023), both operating on HF ballast.



# Enjoy a low TCO now!

CorePro PL LED lamps are designed to reduce your total cost of ownership with low energy costs, a reliable 30,000-hour lifetime and a payback period of less than 1 year.<sup>1</sup>

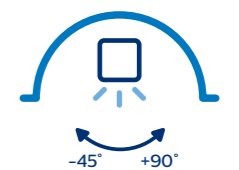


## A simple retrofit solution

CorePro PL LED lamps are simple to install and require no building or modification work because they use a similar form-factor. Designed to fit neatly into existing fixtures, the range includes both 2-pin (EM) and 4-pin (HF) lamps options. The 2-pin lamps are compatible with electromagnetic ballasts. Check the ballast compatibility list on our website.





## Light where you need it most

PLC and PLT lamps have a rotating end cap feature that makes it easy to direct the light to precisely where you want it. You can turn the lamp from -45° to +90°, ensuring maximum compatibility with the design of any luminaire you need to install. This means you can optimize the distribution of light to where it's needed most.



<sup>1</sup>This calculation compares the LED PLC 2P 8.9W with the fluorescent PLC 2P 26W and based on the professional application in retail stores. The lights are on for 4,000 hours annually (16 hours per day, 250 days per year). The average energy cost is 0.252 €/kWh according to the latest Eurostat report, and it is calculated for the non-household consumers in Europe, valid in H1 2023, based on 27 countries, all taxes and levies included. The data presented is an illustrative forecast based on a proprietary model developed by Signify to help customers understand the impact of lighting on the environment. Signify's "Green Switch conventional light point conversion model" uses input from numerous sources, references, and data points (available upon request) to generate a simulated view of a given market's energy consumption, but the accuracy of which cannot be verified. The thousand separator is a comma (,) and the decimal separator is a period (.).

# Choose the right PL LED lamp for every application

Application areas	CorePro PLS	CorePro PLC	CorePro PLT	CorePro PLL
 Office/school/healthcare burning hours: usually 12 hrs/day		✓		✓
 Corridor burning hours: 12 hrs/day to 24/7	✓	✓	✓	
 Retail/hospitality/bakery burning hours: 12 hrs/day to 24/7	✓	✓	✓	✓
 Residential burning hours: usually 12 hrs/day		✓	✓	



Find the right PL LED lamp for every application and demand using our handy product finder: [philips.com/ledtube](https://philips.com/ledtube)

# Get ready to save energy and costs



## Retail

Beautiful lighting brings out the best in products on display and enhances the shopping experience for customers. But with lamps burning for up to 16 hours a day, food retailers want solutions that will reduce energy and maintenance costs – and show their green credentials in the best light.



### Conventional PLL lamp vs CorePro LED PLL lamp

	Conventional PLL 4P 36W	CorePro LED PLL 4P 16.5W	Conventional PLL 4P 55W	CorePro LED PLL 4P 24W
Lifetime	20,000 hrs	30,000 hrs	20,000 hrs	30,000 hrs
Lamp wattage	36W	16.5W	55W	24W
Total costs/year/lamp <sup>1</sup>	41.14 €	19.88 €	61.43 €	28.40 €
Number of lamps	100		100	
Burning hours/year	4,000 hrs		4,000 hrs	
Total savings/year <sup>1</sup>		2,126 €		3,302 €
Payback period <sup>1</sup>		10.9 months		9.7 months



### Conventional PLC lamp vs CorePro LED PLC lamp

	Conventional PLC 2P 18W	CorePro LED PLC 2P 6.9W	Conventional PLC 2P 26W	CorePro LED PLC 2P 8.9W
Lifetime	10,000 hrs	30,000 hrs	10,000 hrs	30,000 hrs
Lamp wattage	18W	6.9W	26W	8.9W
Total costs/year/lamp <sup>1</sup>	27.70 €	8.52 €	36.71 €	10.60 €
Number of lamps	100		100	
Burning hours/year	4,000 hrs		4,000 hrs	
Total savings/year <sup>1</sup>		1,919 €		2,612 €
Payback period <sup>1</sup>		4.2 months		3.3 months



### Conventional PLT lamp vs CorePro LED PLT lamp

	Conventional PLT 4P 26W	CorePro LED PLT 4P 9W	Conventional PLT 4P 32W	CorePro LED PLT 4P 15W
Lifetime	13,000 hrs	30,000 hrs	13,000 hrs	30,000 hrs
Lamp wattage	26W	9W	32W	15W
Total costs/year/lamp <sup>1</sup>	32.72 €	12.14 €	37.66 €	18.33 €
Number of lamps	100		100	
Burning hours/year	4,000 hrs		4,000 hrs	
Total savings/year <sup>1</sup>		2,058 €		1,933 €
Payback period <sup>1</sup>		10.5 months		11.8 months

<sup>1</sup>Based on the professional application in retail store. The lights are on for 4,000 hours annually (16 hours per day, 250 days per year). The average energy cost is 0.252 €/kWh according to the latest Eurostat report, and it is calculated for the non-household consumers in Europe, valid in H12023, based on 27 countries, all taxes and levies included. The data presented is an illustrative forecast based on a proprietary model developed by Signify to help customers understand the impact of lighting on the environment. Signify's "Green Switch conventional light point conversion model" uses input from numerous sources, references, and data points (available upon request) to generate a simulated view of a given market's energy consumption, but the accuracy of which cannot be verified. The thousand separator is a comma (,) and the decimal separator is a period (.).

# Get ready to save energy and costs



## Office

With a light output of up to 3,400 lumens, our PL LED lamps provide brilliant light quality. CorePro PL LED lamps offer a solution that will reduce energy and maintenance costs in your office.



### Conventional PLL lamp vs CorePro LED PLL lamp

	Conventional PLL 4P 36W	CorePro LED PLL 4P 16.5W	Conventional PLL 4P 55W	CorePro LED PLL 4P 24W
Lifetime	20,000 hrs	30,000 hrs	20,000 hrs	30,000 hrs
Lamp wattage	36W	16.5W	55W	24W
Total costs/year/lamp <sup>1</sup>	30.86 €	14.91 €	46.07 €	21.30 €
Number of lamps	100		100	
Burning hours/year	3,000 hrs		3,000 hrs	
Total savings/year <sup>1</sup>		1,595 €		2,477 €
Payback period <sup>1</sup>		14.6 months		12.9 months



### Conventional PLC lamp vs CorePro LED PLC lamp

	Conventional PLC 2P 18W	CorePro LED PLC 2P 6.9W	Conventional PLC 2P 26W	CorePro LED PLC 2P 8.9W
Lifetime	10,000 hrs	30,000 hrs	10,000 hrs	30,000 hrs
Lamp wattage	18W	6.9W	26W	8.9W
Total costs/year/lamp <sup>1</sup>	20.78 €	6.39 €	27.53 €	7.95 €
Number of lamps	100		100	
Burning hours/year	3,000 hrs		3,000 hrs	
Total savings/year <sup>1</sup>		1,439 €		1,959 €
Payback period <sup>1</sup>		5.6 months		4.4 months



### Conventional PLT lamp vs CorePro LED PLT lamp

	Conventional PLT 4P 26W	CorePro LED PLT 4P 9W	Conventional PLT 4P 32W	CorePro LED PLT 4P 15W
Lifetime	13,000 hrs	30,000 hrs	13,000 hrs	30,000 hrs
Lamp wattage	26W	9W	32W	15W
Total costs/year/lamp <sup>1</sup>	24.54 €	9.10 €	28.25 €	13.75 €
Number of lamps	100		100	
Burning hours/year	3,000 hrs		3,000 hrs	
Total savings/year <sup>1</sup>		1,544 €		1,450 €
Payback period <sup>1</sup>		14 months		15.8 months

<sup>1</sup>Based on the professional application in offices. The lights are on for 3,000 hours annually (12 hours per day, 250 days per year). The average energy cost is 0.252 €/kWh according to the latest Eurostat report, and it is calculated for the non-household consumers in Europe, valid in H12023, based on 27 countries, all taxes and levies included. The data presented is an illustrative forecast based on a proprietary model developed by Signify to help customers understand the impact of lighting on the environment. Signify's "Green Switch conventional light point conversion model" uses input from numerous sources, references, and data points (available upon request) to generate a simulated view of a given market's energy consumption, but the accuracy of which cannot be verified. The thousand separator is a comma (,) and the decimal separator is a period (.)

# Product specifications



## CorePro LED PLC

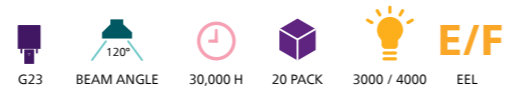


Product type	LED	Rotable end cap	Lumen output	Operation	Beam angle	CRI	EEL	Pack pcs	Color temperature	EOC
CorePro LED PLC	W		lm		°				K	
5.9W 830 2P G24d-1	5.9	Yes	600	EM/Mains	120	82	F	10	3000	28750100
5.9W 840 2P G24d-1	5.9	Yes	660	EM/Mains	120	82	E	10	4000	28752500
6.9W 830 2P G24d-2	6.9	Yes	700	EM/Mains	120	82	F	10	3000	28754900
6.9W 840 2P G24d-2	6.9	Yes	770	EM/Mains	120	82	E	10	4000	28756300
8.9W 830 2P G24d-3	8.9	Yes	990	EM/Mains	120	82	E	10	3000	28758700
8.9W 840 2P G24d-3	8.9	Yes	1100	EM/Mains	120	82	E	10	4000	28760000
5.5W 830 4P G24q-1 <sup>1</sup>	5.5	Yes	600	HF/Mains	120	82	F	10	3000	29041900
5.5W 840 4P G24q-1 <sup>1</sup>	5.5	Yes	660	HF/Mains	120	82	E	10	4000	29043300
6.5W 830 4P G24q-2 <sup>1</sup>	6.5	Yes	700	HF/Mains	120	82	F	10	3000	29045700
6.5W 840 4P G24q-2 <sup>1</sup>	6.5	Yes	770	HF/Mains	120	82	E	10	4000	29047100
9.5W 830 4P G24q-3 <sup>1</sup>	9.5	Yes	990	HF/Mains	120	82	F	10	3000	29049500
9.5W 840 4P G24q-3 <sup>1</sup>	9.5	Yes	1100	HF/Mains	120	82	E	10	4000	29051800

<sup>1</sup>new generation to be launched in September 2024



## CorePro LED PLS



Product type	LED	Rotable end cap	Lumen output	Operation	Beam angle	CRI	EEL	Pack pcs	Color temperature	EOC
CorePro LED PLS	W		lm		°				K	
3.5W 830 2P G23	3.5	No	360	EM/Mains	120	82	F	20	3000	28654200
3.5W 840 2P G23	3.5	No	390	EM/Mains	120	82	E	20	4000	28656600
5W 830 2P G23	5	No	520	EM/Mains	120	82	F	20	3000	28658000
5W 840 2P G23	5	No	550	EM/Mains	120	82	E	20	4000	28660300




## CorePro LED PLL



Product type	LED	Rotable end cap	Lumen output	Operation	Beam angle	CRI	EEL	Pack pcs	Color temperature	EOC
CorePro LED PLL	W		lm		°				K	
16.5W 830 4P 2G11	16,5	No	2000	HF	160	83	E	10	3000	73966200
16.5W 840 4P 2G11	16,5	No	2100	HF	160	83	E	10	4000	73974700
16.5W 865 4P 2G11	16,5	No	2100	HF	160	83	E	10	6500	73976100
24W 830 4P 2G11	24	No	3200	HF	160	83	E	10	3000	82839700
24W 840 4P 2G11	24	No	3400	HF	160	83	E	10	4000	82841000
24W 865 4P 2G11	24	No	3400	HF	160	83	E	10	6500	82843400
8W 830 4P 2G11	8	No	960	HF	160	80	E	10	3000	48676800
8W 840 4P 2G11	8	No	1000	HF	160	80	E	10	4000	48678200
12W 830 4P 2G11	12	No	1440	HF	160	80	E	10	3000	48680500
12W 840 4P 2G11	12	No	1500	HF	160	80	E	10	4000	48682900
8W 830 4P 2G11	8	No	960	EM/Mains	160	80	E	10	3000	15699900
8W 840 4P 2G11	8	No	1000	EM/Mains	160	80	E	10	4000	15701900
12W 830 4P 2G11	12	No	1440	EM/Mains	160	80	E	10	3000	15703300
12W 840 4P 2G11	12	No	1500	EM/Mains	160	80	E	10	4000	15705700
16.5W 830 4P 2G11	16.5	No	2000	EM/Mains	160	80	E	10	3000	15707100
16.5W 840 4P 2G11	16.5	No	2100	EM/Mains	160	80	E	10	4000	15709500
24W 830 4P 2G11	24	No	3200	Mains	160	80	E	10	3000	15711800
24W 840 4P 2G11	24	No	3400	Mains	160	80	D	10	4000	15713200



## CorePro LED PLT



Product type	LED	Rotable end cap	Lumen output	Operation	Beam angle	CRI	EEL	Pack pcs	Color temperature	EOC
CorePro LED PLT	W		lm		°				K	
6.5W 830 4P GX24q-2	6.5	Yes	720	HF	120	82	F	20	3000	48776500
6.5W 840 4P GX24q-2	6.5	Yes	800	HF	120	82	E	20	4000	48778900
9W 830 4P GX24q-3	9	Yes	990	HF	120	82	F	20	3000	48780200
9W 840 4P GX24q-3	9	Yes	1100	HF	120	82	E	20	4000	48782600
15W 830 4P GX24q-3	15	Yes	1620	HF	120	82	F	20	3000	48784000
15W 840 4P GX24q-3	15	Yes	1800	HF	120	82	E	20	4000	48786400
18.5W 830 4P GX24q-4	18.5	Yes	2100	HF	120	82	F	20	3000	48788800
18.5W 840 4P GX24q-4	18.5	Yes	2250	HF	120	82	E	20	4000	48790100



# Real pros choose Philips LED lighting for:

## The best products

- We're setting new standards for high-quality products that require less maintenance, experience fewer technical hiccups, and strengthen your reputation as a reliable lighting expert.
- Our products are designed with easy installation in mind, saving you time and money.
- From connected lighting solutions to 3D printed luminaires – with Philips you get LED lighting that's setting the reference in the industry and that keeps you ahead of the competition.


## The widest portfolio

Whatever the need, whatever the budget: with our complete portfolio of LED lighting products you'll always have the right solution at hand.




Save time with a partner who understands the challenges you face.

Which is why we offer a comprehensive portfolio of LED luminaires and lamps along with handy online tools that make your life easier.




### Installer hub

- All latest product information
- Installation videos and training
- Links to all tools
- And more!




### TCO calculator

- Calculate the total cost of ownership (TCO) of your product in a few simple steps



### Product finder

- Easily find the perfect LED lamp or luminaire for every budget and application demand



### LED conversion tool

- Use our tool to help clients switch to Philips LEDs and enjoy energy savings of up to 75%<sup>1</sup> within 5 months<sup>2</sup>

<sup>1</sup> According to Signify modeling and market intelligence data.  
<sup>2</sup> Based on Philips MASTER LEDtube UltraEfficient T8.



Signify, previously known as Philips Lighting, is the world leader in connected LED lighting systems, software and services. We proudly market the best lighting brands in the world, including Philips and Interact.

## PHILIPS

The Philips brand stands for quality and energy-efficiency in light. For over 125 years, Philips products have been at the forefront of innovation. Today Philips is recognized as the leading brand in lighting.

## interact

Interact is a portfolio of IoT-enabled software suites that manage connected lighting systems and the data that those systems collect. Interact software manages, monitors, and controls lighting systems that include connected luminaires, sensors, and other connected devices from Signify and third-party manufacturers.

**We aim to help you work faster, better, smoother.  
How? Check:**

# Brighter lives, better world

We recycle up to 90% of our manufacturing waste.

We use 100% renewable electricity.

Our paper packaging for LED lamps and luminaires is saving over 2,500 tonnes of plastic waste per year.

**Thank you for choosing Philips products offered by Signify and joining us on our mission!**

## You and Signify – a reliable partnership

Close cooperation before, during and after projects is important to us.

Our local service teams make sure you always get the competent support and information you need.

We are closely working with local wholesalers to offer you flexible and on-time delivery – and product availability you can rely on.

To help you stay on top of your game the [Signify Lighting Academy](#) offers a comprehensive range of educational resources for you to grow your expertise and get certified.



© 2024 Signify Holding. All rights reserved. The information provided herein is subject to change, without notice. Signify does not give any representation or warranty as to the accuracy or completeness of the information included herein and shall not be liable for any action in reliance thereon. The information presented in this document is not intended as any commercial offer and does not form part of any quotation or contract, unless otherwise agreed by Signify.

Philips and the Philips Shield Emblem are registered trademarks of Koninklijke Philips N.V. All other trademarks are owned by Signify Holding or their respective owners.

[philips.com/ledtube](https://philips.com/ledtube)