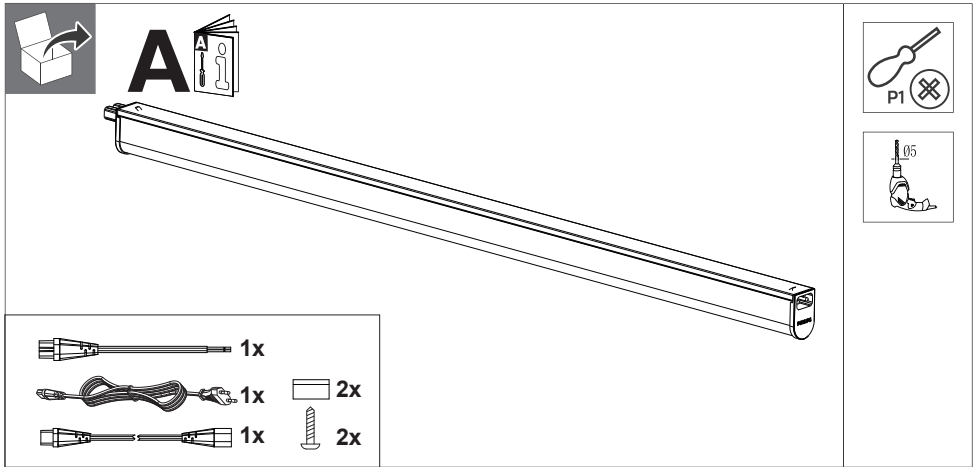


PHILIPS

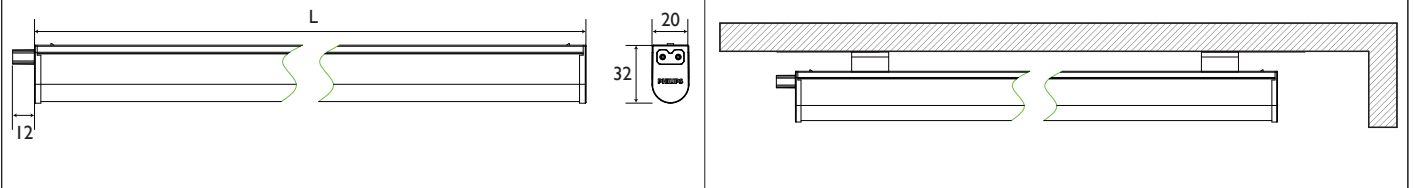
ProjectLine

LED 3CCT batten



| Type | CCT | System lumen (Lm) | P(W) | LxWxH (mm) | kg |
|---------------------------------------|----------------|-------------------|------|------------|-------|
| Projectline Batten 30cm 3xCCT 400lm | 3000/6500/4000 | 400/420/440 | 3.4 | 325×20×32 | 0.049 |
| Projectline Batten 60cm 3xCCT 800lm | 3000/6500/4000 | 750/800/850 | 6.5 | 585×20×32 | 0.078 |
| Projectline Batten 90cm 3xCCT 1200lm | 3000/6500/4000 | 1120/1200/1250 | 9.6 | 885×20×32 | 0.112 |
| Projectline Batten 120cm 3xCCT 1600lm | 3000/6500/4000 | 1500/1600/1700 | 13.0 | 1185×20×32 | 0.144 |

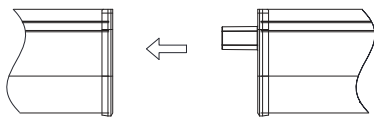
Product dimensions



Installation and usage instructions

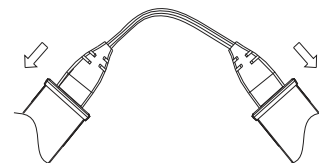
Trunking method A

Click fit male plug part into female socket.
Affix next system, only after linking.
Maximum amount of linking: 8 pcs



Trunking method B

Use connector jack cable for linking, as required.
Maximum amount of linking: 8 pcs



Control via wall switch



One end is plugged into the lamp, the other end is wired into the mains (15cm cable)



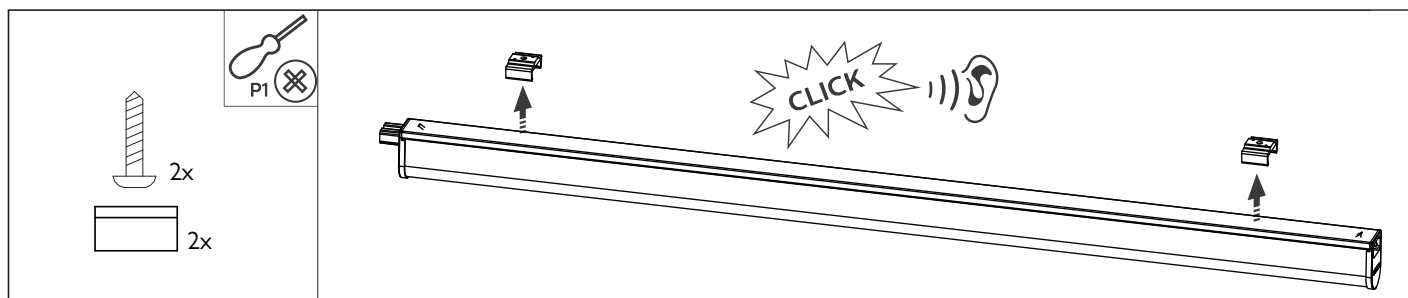
Plug-in, without switch



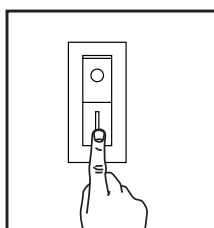
One end is plugged into the lamp, the other end is connected to the mains socket (1.5m power cable)



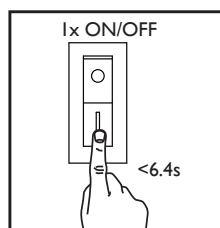
Installation



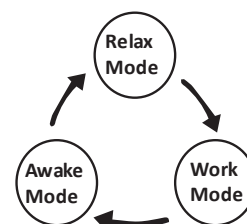
Switch light setting with your wall switch - Memory function included



Switch on the light with the last memory status (default 3000K in Relax mode).



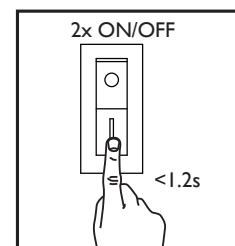
Toggle switch (on→off→on) in less than 6.4 seconds to change to next CCT (3000K→6500K → 4000K → 3000K → ... depends on last status)



Default setting
 “Relax mode”, 3000K →
 “Work mode”, 6500K →
 “Awake mode”, 4000K

IMPORTANT: CCT switching function as described above is only available in case the luminaire is wired directly to the mains. If the luminaire is NOT wired directly to the mains, just plugged into the wall mains socket, only the default 3000K (Relax mode) CCT option is available.

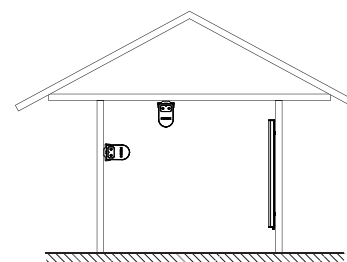
Reset function



Toggle switch (on→ off → on → off → on) in less than 1.2 seconds to re-set to default setting CCT 3000K.



- The luminaire shall be installed by a qualified electrician and wired in accordance with the latest IEE electrical regulations or the national requirements.
- The light source and/or control gear contained in this luminaire are not replaceable, in case of damage replace the luminaire.
- Luminaire must not be used or stored in corrosive environments where hazardous materials such as sulphur, chlorine, phthalates, etc, are present.
- Water entering into IPX0 luminaire is strictly prohibited. IPX0 luminaire is not protected against wet condition, water ingress may cause electrical failure or unsafe conditions
- If this luminaire contains an external flexible cable, it shall only be replaced by the manufacturer or his service agent or a similar qualified person.



ATTENTION
 OBSERVE PRECAUTIONS
 FOR HANDLING
 ELECTROSTATIC
 SENSITIVE
 DEVICES