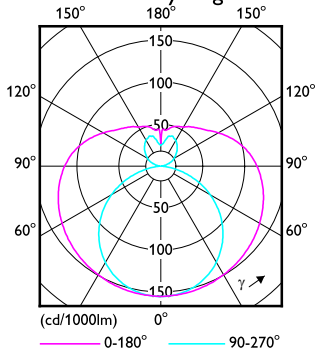


## 1 x TLED 14W 6500K 9290030703

1 x 2100 lm

Polar intensity diagram

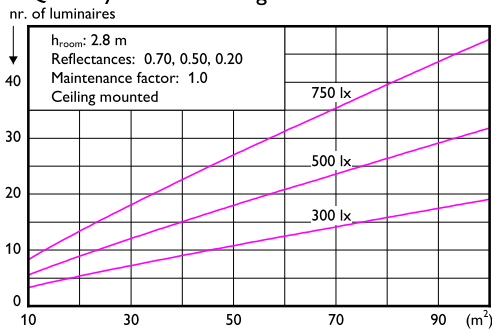


Light output ratio 1.01  
 Service upward 0.33  
 Service downward 0.68

CIE flux code 33 60 82 67 101

UGRcen (4Hx8H, 0.25H) 24

Quantity estimation diagram

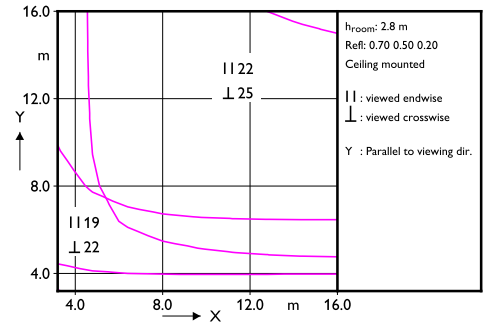


Utilisation factor table

Room Index k	Reflectances (%) for ceiling, walls and working plane (CIE)												
	0.80			0.70			0.50			0.30			0.00
	0.80	0.50	0.30	0.80	0.50	0.30	0.80	0.50	0.30	0.80	0.50	0.30	0.00
0.60	0.39	0.37	0.30	0.37	0.36	0.35	0.28	0.25	0.20	0.22	0.19	0.14	0.00
0.80	0.48	0.45	0.45	0.44	0.43	0.35	0.32	0.27	0.28	0.24	0.24	0.19	0.00
1.00	0.56	0.52	0.53	0.51	0.49	0.41	0.37	0.32	0.33	0.29	0.23	0.23	0.00
1.25	0.64	0.59	0.60	0.57	0.55	0.48	0.43	0.38	0.38	0.34	0.27	0.27	0.00
1.50	0.70	0.63	0.65	0.63	0.60	0.53	0.47	0.43	0.42	0.38	0.31	0.31	0.00
2.00	0.79	0.71	0.74	0.70	0.67	0.60	0.54	0.50	0.49	0.45	0.36	0.36	0.00
2.50	0.86	0.76	0.80	0.76	0.72	0.66	0.59	0.55	0.53	0.49	0.40	0.40	0.00
3.00	0.90	0.79	0.84	0.79	0.75	0.70	0.63	0.59	0.56	0.53	0.43	0.43	0.00
4.00	0.97	0.84	0.90	0.84	0.80	0.75	0.68	0.64	0.60	0.58	0.47	0.47	0.00
5.00	1.01	0.87	0.94	0.88	0.82	0.78	0.71	0.68	0.63	0.61	0.50	0.50	0.00

Ceiling mounted

UGR diagram



Luminance Table

Plane Cone	0.0	15.0	30.0	45.0	60.0	75.0	90.0
45.0	6333	6325	6365	6454	6721	7411	8985
50.0	6253	6234	6243	6273	6457	7077	8768
55.0	6211	6182	6160	6128	6205	6711	8494
60.0	6208	6165	6120	6021	5977	6310	8125
65.0	6241	6191	6121	5957	5776	5865	7638
70.0	6317	6260	6171	5945	5627	5396	6970
75.0	6440	6377	6277	6001	5549	4905	5987
80.0	6612	6547	6443	6140	5582	4488	4720
85.0	6845	6775	6680	6374	5774	4303	2802
90.0	7145	7081	7008	6741	6196	4656	1393

(cd/m<sup>2</sup>)

2021-06-04