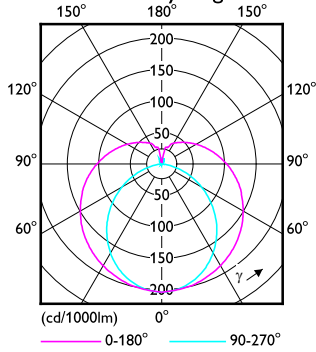


1 x TLED 8W 6500K 9290038059

1 x 1200 lm

Polar intensity diagram

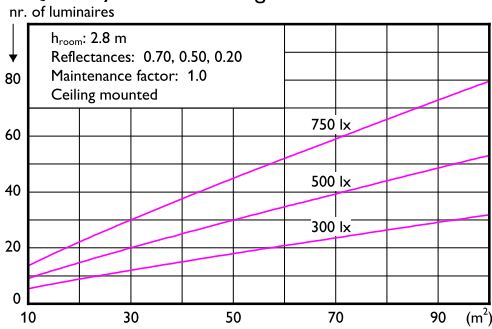


Light output ratio 1.01
 Service upward 0.24
 Service downward 0.77

CIE flux code 37 64 85 76 101

UGRcen (4Hx8H, 0.25H) 25

Quantity estimation diagram

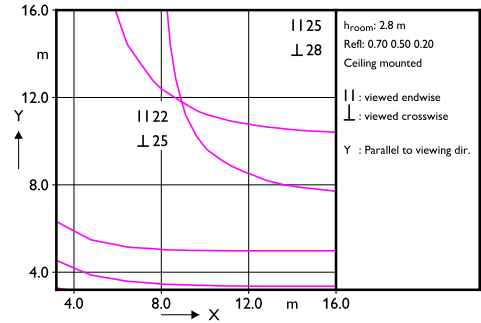


Utilisation factor table

Room Index k	Reflectances (%) for ceiling, walls and working plane (CIE)												
	0.80 0.80				0.70 0.70 0.70 0.70				0.50 0.50 0.30 0.30				0.00
	0.80	0.50	0.30	0.10	0.50	0.30	0.10	0.00	0.30	0.10	0.10	0.00	0.00
0.60	0.41	0.39	0.39	0.39	0.38	0.30	0.28	0.24	0.26	0.22	0.19	0.00	
0.80	0.51	0.48	0.48	0.47	0.46	0.38	0.35	0.30	0.33	0.28	0.24	0.00	
1.00	0.59	0.55	0.56	0.54	0.52	0.44	0.41	0.36	0.38	0.34	0.29	0.00	
1.25	0.67	0.61	0.63	0.61	0.58	0.51	0.47	0.42	0.44	0.39	0.33	0.00	
1.50	0.73	0.66	0.69	0.66	0.63	0.56	0.52	0.47	0.48	0.44	0.37	0.00	
2.00	0.82	0.73	0.78	0.74	0.70	0.64	0.59	0.55	0.55	0.51	0.44	0.00	
2.50	0.89	0.78	0.84	0.79	0.75	0.69	0.64	0.60	0.59	0.56	0.48	0.00	
3.00	0.94	0.82	0.88	0.83	0.79	0.73	0.68	0.64	0.63	0.59	0.52	0.00	
4.00	1.00	0.87	0.94	0.88	0.83	0.79	0.73	0.69	0.67	0.64	0.56	0.00	
5.00	1.04	0.89	0.98	0.92	0.86	0.82	0.76	0.73	0.70	0.68	0.59	0.00	

Ceiling mounted

UGR diagram



Luminance Table

Plane Cone	0.0	15.0	30.0	45.0	60.0	75.0	90.0
45.0	9603	9414	9547	9620	10025	11190	13128
50.0	9280	9059	9174	9159	9474	10552	12479
55.0	8989	8736	8831	8717	8924	9873	11726
60.0	8739	8471	8568	8333	8400	9162	10833
65.0	8527	8249	8355	8004	7932	8444	9794
70.0	8372	8062	8153	7713	7531	7709	8490
75.0	8290	7935	8002	7487	7216	6942	6689
80.0	8196	7836	7929	7358	7024	6251	4312
85.0	8174	7798	7910	7315	6975	5880	1523
90.0	8230	7841	7991	7398	7108	6404	477

(cd/m²)

s24050022a

2024-05-28