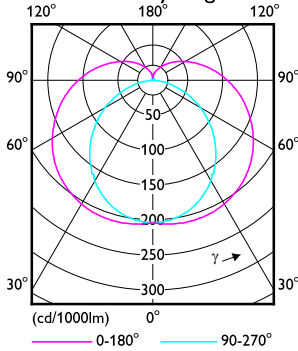


1 x TLED 11.9W 4000K 9290042436

1 x 2500 lm

Polar intensity diagram

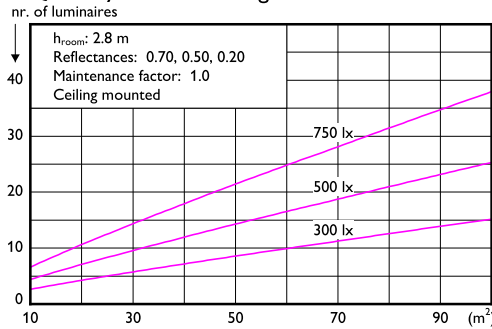


Light output ratio 1.00
 Service upward 0.19
 Service downward 0.81

CIE flux code 36 65 86 81 100

UGRcen (4Hx8H, 0.25H) 26

Quantity estimation diagram

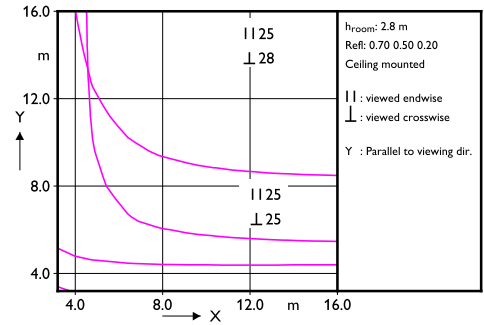


Utilisation factor table

Room Index k	Reflectances (%) for ceiling, walls and working plane (CIE)												
	0.80			0.70			0.50			0.30			0.00
	0.80	0.80	0.70	0.70	0.70	0.50	0.50	0.30	0.30	0.30	0.10	0.00	
0.30	0.10	0.30	0.20	0.10	0.10	0.10	0.10	0.10	0.10	0.10	0.10	0.00	
0.60	0.40	0.39	0.39	0.38	0.37	0.30	0.28	0.23	0.26	0.22	0.19	0.00	
0.80	0.50	0.47	0.48	0.47	0.46	0.38	0.35	0.30	0.33	0.29	0.25	0.00	
1.00	0.58	0.54	0.56	0.54	0.52	0.44	0.42	0.36	0.39	0.34	0.30	0.00	
1.25	0.66	0.61	0.63	0.61	0.59	0.51	0.48	0.43	0.45	0.40	0.35	0.00	
1.50	0.73	0.66	0.69	0.66	0.64	0.56	0.53	0.48	0.49	0.45	0.40	0.00	
2.00	0.82	0.73	0.78	0.74	0.71	0.64	0.60	0.56	0.56	0.52	0.46	0.00	
2.50	0.89	0.78	0.84	0.80	0.76	0.70	0.65	0.61	0.61	0.58	0.51	0.00	
3.00	0.94	0.82	0.89	0.84	0.79	0.74	0.69	0.65	0.65	0.62	0.55	0.00	
4.00	1.00	0.87	0.95	0.89	0.84	0.79	0.74	0.71	0.69	0.67	0.60	0.00	
5.00	1.04	0.90	0.99	0.92	0.87	0.83	0.77	0.75	0.73	0.70	0.63	0.00	

Ceiling mounted

UGR diagram



Luminance Table

Plane Cone	0.0	15.0	30.0	45.0	60.0	75.0	90.0
45.0	11159	10761	10717	11038	11594	12662	14487
50.0	10794	10340	10253	10544	11035	12069	13967
55.0	10444	9934	9801	10056	10465	11436	13378
60.0	10103	9544	9371	9597	9901	10770	12704
65.0	9792	9186	8978	9177	9334	10027	11819
70.0	9538	8883	8636	8809	8788	9236	10720
75.0	9303	8617	8355	8532	8313	8453	9391
80.0	9137	8404	8114	8283	7838	7569	7349
85.0	8965	8211	7925	8136	7520	6885	4539
90.0	8839	8047	7752	7996	7455	6999	2045

(cd/m²)

2024-10-11