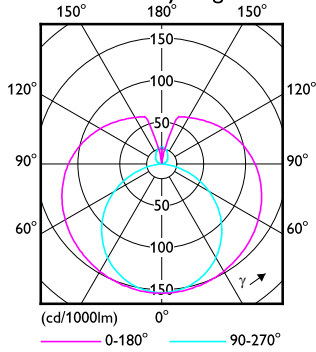


1 x TLED 22W 6500K 9290030634

1 x 2300 lm

Polar intensity diagram

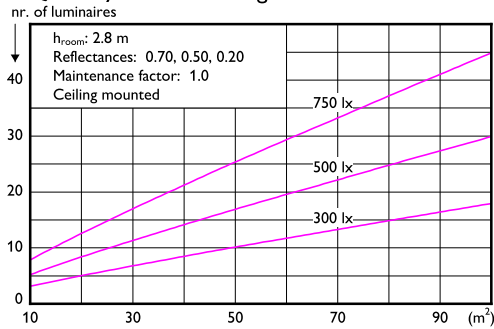


Light output ratio 0.98
 Service upward 0.32
 Service downward 0.66

CIE flux code 33 61 82 67 98

UGRcen (4Hx8H, 0.25H) 24

Quantity estimation diagram

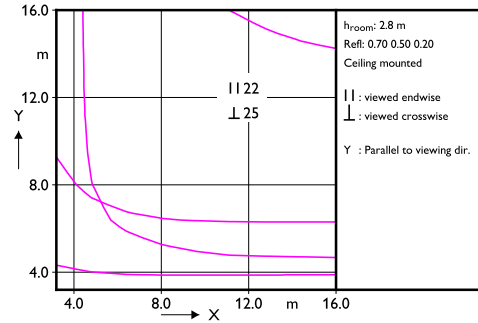


Utilisation factor table

Room Index k	Reflectances (%) for ceiling, walls and working plane (CIE)												
	0.80 0.80			0.70 0.70 0.70 0.70			0.50 0.50			0.30 0.30			0.00
	0.80	0.50	0.30	0.80	0.50	0.30	0.80	0.50	0.30	0.80	0.50	0.30	0.00
0.60	0.38	0.36	0.35	0.35	0.34	0.27	0.24	0.20	0.22	0.18	0.14	0.00	
0.80	0.47	0.44	0.44	0.43	0.42	0.34	0.31	0.26	0.28	0.23	0.18	0.00	
1.00	0.55	0.51	0.51	0.49	0.48	0.40	0.36	0.31	0.32	0.28	0.22	0.00	
1.25	0.62	0.57	0.58	0.56	0.54	0.46	0.42	0.37	0.37	0.33	0.27	0.00	
1.50	0.68	0.62	0.64	0.61	0.58	0.51	0.46	0.41	0.41	0.37	0.30	0.00	
2.00	0.77	0.69	0.72	0.68	0.65	0.59	0.53	0.48	0.47	0.44	0.35	0.00	
2.50	0.83	0.73	0.78	0.73	0.70	0.64	0.58	0.53	0.51	0.48	0.39	0.00	
3.00	0.88	0.77	0.82	0.77	0.73	0.68	0.61	0.57	0.55	0.51	0.42	0.00	
4.00	0.94	0.81	0.87	0.82	0.77	0.73	0.66	0.62	0.59	0.56	0.46	0.00	
5.00	0.98	0.84	0.91	0.85	0.80	0.76	0.69	0.66	0.61	0.59	0.49	0.00	

Ceiling mounted

UGR diagram



Luminance Table

Plane Cone	0.0	15.0	30.0	45.0	60.0	75.0	90.0
45.0	6815	6714	6771	6846	7113	7856	9508
50.0	6718	6598	6627	6635	6810	7478	9260
55.0	6666	6520	6501	6460	6524	7070	8947
60.0	6642	6498	6457	6328	6260	6622	8545
65.0	6686	6513	6450	6249	6033	6131	8011
70.0	6739	6572	6481	6225	5856	5612	7285
75.0	6851	6679	6587	6261	5750	5090	6262
80.0	7024	6841	6754	6402	5774	4642	4792
85.0	7270	7065	6984	6637	5970	4448	2666
90.0	7592	7382	7325	7021	6412	4859	816

(cd/m²)

2021-06-09