



# Die ideale Lösung für Akzentbeleuchtung

## MASTER VALUE LED-Spot PAR

Mit ihrem robusten Design und dem warm-weißen Lichtstrahl sind diese PAR-Lampen der neuen Generation ideal für die allgemeine Beleuchtung und Spot-Beleuchtung im Hotel- und Gastgewerbe geeignet. Sie sind dimmbar und besonders geeignet für öffentliche Bereiche wie Lobbies, Korridore und Treppenhäuser, in denen das Licht immer eingeschaltet ist. Das Produkt ermöglicht eine größerer Energieeinsparung gegenüber herkömmlichen LED-Spots.

### Vorteile

- Bis zu 80 % Energieeinsparung gegenüber Halogenlampen
- Geringere Wartungskosten
- Nachrüstbar und kompatibel zu vorhandenen Leuchten mit E27-Fassung

### Merkmale

- Dimmbarer Bereich
- Lichtbündel ohne UV- und Wärmestrahlung - dadurch weniger Wärmeentwicklung zum Schutz wärmeempfindlicher Objekte
- Frei von Quecksilber und gefährlichen Substanzen – RoHS-konform
- Nutzlebensdauer von 25.000 Stunden

### Anwendung

- Hotel- und Gastgewerbe: Hotelzimmer, Flure, Lobby, Empfangsbereiche, Restaurants, Bars, Cafés
- Licht im Haus: Wohnzimmer, Schlafzimmer, Flure
- Einzelhandel: Ausstellungen, Vitrinenschränke, Geschäfte, Umkleideräume

# MASTER VALUE LED-Spot PAR

## Versions

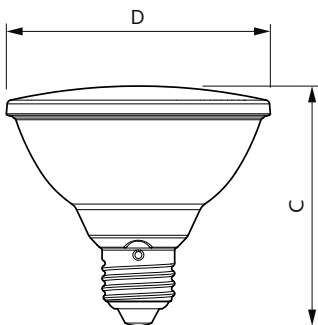
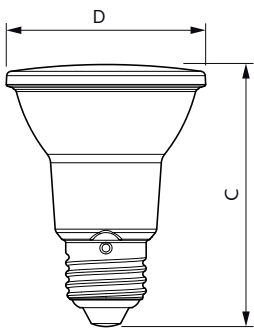
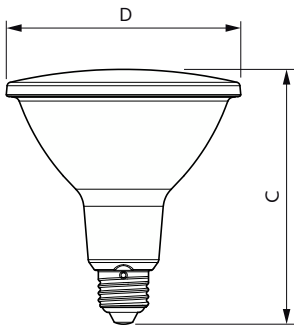


LED Classic 50W PAR20 E27 WW  
25D D 1SRT4



LED Classic 100W PAR38 WW 25D  
D 1PF 4 S

## Abmessungsskizzen



Product	D	C
MAS LEDspot VLE D 13-100W 927 PAR38 25D	122 mm	134 mm

Product	D	C
MAS LEDspot VLE D 6-50W 927 PAR20 25D	65 mm	85 mm
MAS LEDspot VLE D 6-50W 927 PAR20 40D	65 mm	85 mm
MAS LEDspot VLE D 6-50W 930 PAR20 25D	65 mm	85 mm
MAS LEDspot VLE D 6-50W 930 PAR20 40D	65 mm	85 mm
MAS LEDspot VLE D 6-50W 940 PAR20 25D	65 mm	85 mm
MAS LEDspot VLE D 6-50W 940 PAR20 40D	65 mm	85 mm

Product	D	C
MAS LEDspot VLE D 9.5-75W 927 PAR30S 25D	95 mm	86 mm
MAS LEDspot VLE D 9.5-75W 930 PAR30S 25D	95 mm	86 mm
MAS LEDspot VLE D 9.5-75W 940 PAR30S 25D	95 mm	86 mm

# MASTER VALUE LED-Spot PAR

## Allgemeine Informationen

Socket	E27
Schaltzyklus	50.000
Nennlebensdauer	25.000 Stunde(n)

## Lichttechnische Daten

Farbwiedergabeindex (CRI)	90
Restlichtstrom am Ende der Nennlebensdauer (Nom.)	70 %

## Betrieb und Elektrik

Eingangsfrequenz	50 bis 60 Hz
Netzfrequenz	50 to 60 Hz
Startzeit (Nom)	0,5 s

## Lichtregelung und Dimmen

Dimmbar	Nur mit Spezial-Dimmern
---------	-------------------------

## Mechanik und Gehäuse

Kolbenausführung	Klar
------------------	------

## Lichttechnische Daten (1/2)

Order Code	Full Product Name	Ausstrahlungswinkel (Nom)	Ähnlichste		
			Farbtemperatur (Nom)	Farbcode	Lichtstrom
44304400	MAS LEDspot VLE D 6-50W 927 PAR20 25D	25 Grad	2700 K	927	500 lm
44306800	MAS LEDspot VLE D 6-50W 930 PAR20 25D	25 Grad	3000 K	930	515 lm
44308200	MAS LEDspot VLE D 6-50W 940 PAR20 25D	25 Grad	4000 K	940	540 lm
44310500	MAS LEDspot VLE D 6-50W 927 PAR20 40D	40 Grad	2700 K	927	500 lm
44312900	MAS LEDspot VLE D 6-50W 930 PAR20 40D	40 Grad	3000 K	930	515 lm
44314300	MAS LEDspot VLE D 6-50W 940 PAR20 40D	40 Grad	4000 K	940	540 lm
44330300	MAS LEDspot VLE D 13-100W 927 PAR38 25D	25 Grad	2700 K	927	1.000 lm
44320400	MAS LEDspot VLE D 9.5-75W 927 PAR30S 25D	25 Grad	2700 K	927	740 lm
44322800	MAS LEDspot VLE D 9.5-75W 930 PAR30S 25D	25 Grad	3000 K	930	760 lm
44324200	MAS LEDspot VLE D 9.5-75W 940 PAR30S 25D	25 Grad	4000 K	940	820 lm

## Lichttechnische Daten (2/2)

Order Code	Full Product Name	Lichtstärke (Nom)	Order Code	Full Product Name	Lichtstärke (Nom)
44304400	MAS LEDspot VLE D 6-50W 927 PAR20 25D	1.500 cd	44314300	MAS LEDspot VLE D 6-50W 940 PAR20 40D	1.100 cd
44306800	MAS LEDspot VLE D 6-50W 930 PAR20 25D	1.600 cd	44330300	MAS LEDspot VLE D 13-100W 927 PAR38 25D	4.800 cd
44308200	MAS LEDspot VLE D 6-50W 940 PAR20 25D	1.700 cd	44320400	MAS LEDspot VLE D 9.5-75W 927 PAR30S 25D	3.000 cd
44310500	MAS LEDspot VLE D 6-50W 927 PAR20 40D	1.000 cd	44322800	MAS LEDspot VLE D 9.5-75W 930 PAR30S 25D	3.000 cd
44312900	MAS LEDspot VLE D 6-50W 930 PAR20 40D	1.000 cd	44324200	MAS LEDspot VLE D 9.5-75W 940 PAR30S 25D	3.000 cd

## Betrieb und Elektrik

Order Code	Full Product Name	Systemleistung	Äquivalente Leistung	Order Code	Full Product Name	Systemleistung	Äquivalente Leistung
44304400	MAS LEDspot VLE D 6-50W 927 PAR20 25D	6 W	50 W	44314300	MAS LEDspot VLE D 6-50W 940 PAR20 40D	6 W	50 W
44306800	MAS LEDspot VLE D 6-50W 930 PAR20 25D	6 W	50 W	44330300	MAS LEDspot VLE D 13-100W 927 PAR38 25D	13 W	100 W
44308200	MAS LEDspot VLE D 6-50W 940 PAR20 25D	6 W	50 W	44320400	MAS LEDspot VLE D 9.5-75W 927 PAR30S 25D	9,5 W	75 W
44310500	MAS LEDspot VLE D 6-50W 927 PAR20 40D	6 W	50 W	44322800	MAS LEDspot VLE D 9.5-75W 930 PAR30S 25D	9,5 W	75 W
44312900	MAS LEDspot VLE D 6-50W 930 PAR20 40D	6 W	50 W	44324200	MAS LEDspot VLE D 9.5-75W 940 PAR30S 25D	9,5 W	75 W

## Temperatur

# MASTER VALUE LED-Spot PAR

Order Code	Full Product Name	Gehäusetemperatur (Nom)
44304400	MAS LEDspot VLE D 6-50W 927 PAR20 25D	80 °C
44306800	MAS LEDspot VLE D 6-50W 930 PAR20 25D	80 °C
44308200	MAS LEDspot VLE D 6-50W 940 PAR20 25D	80 °C
44310500	MAS LEDspot VLE D 6-50W 927 PAR20 40D	80 °C
44312900	MAS LEDspot VLE D 6-50W 930 PAR20 40D	80 °C
44314300	MAS LEDspot VLE D 6-50W 940 PAR20 40D	80 °C
44330300	MAS LEDspot VLE D 13-100W 927 PAR38 25D	85 °C

Order Code	Full Product Name	Gehäusetemperatur (Nom)
44320400	MAS LEDspot VLE D 9.5-75W 927 PAR30S 25D	80 °C
44322800	MAS LEDspot VLE D 9.5-75W 930 PAR30S 25D	80 °C
44324200	MAS LEDspot VLE D 9.5-75W 940 PAR30S 25D	80 °C

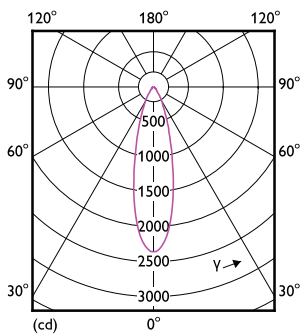
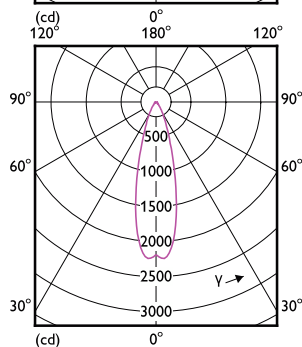
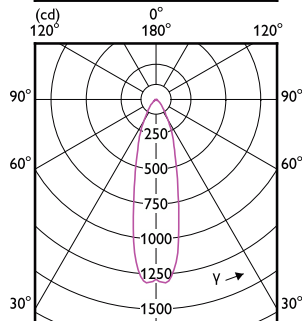
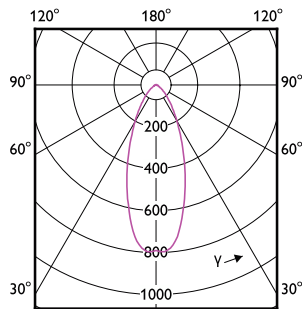
## Mechanik und Gehäuse

Order Code	Full Product Name	Kolbenform
44304400	MAS LEDspot VLE D 6-50W 927 PAR20 25D	PAR20
44306800	MAS LEDspot VLE D 6-50W 930 PAR20 25D	PAR20
44308200	MAS LEDspot VLE D 6-50W 940 PAR20 25D	PAR20
44310500	MAS LEDspot VLE D 6-50W 927 PAR20 40D	PAR20
44312900	MAS LEDspot VLE D 6-50W 930 PAR20 40D	PAR20

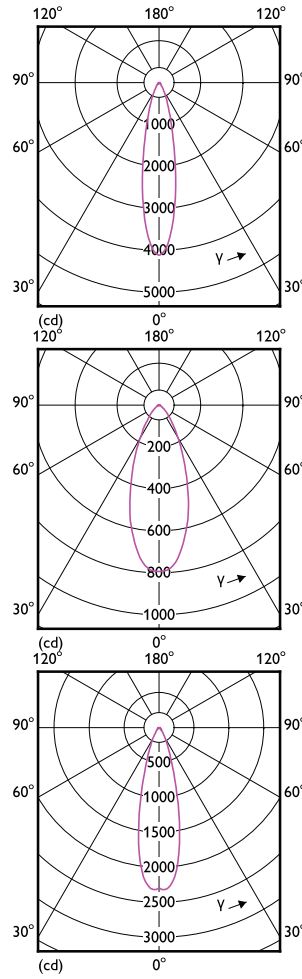
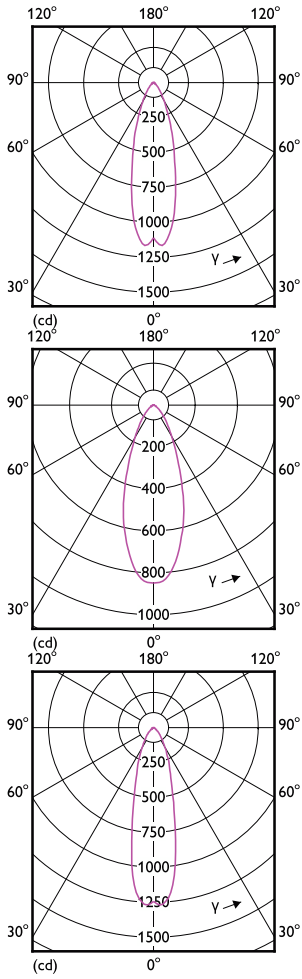
Order Code	Full Product Name	Kolbenform
44314300	MAS LEDspot VLE D 6-50W 940 PAR20 40D	PAR20
44330300	MAS LEDspot VLE D 13-100W 927 PAR38 25D	PAR38
44320400	MAS LEDspot VLE D 9.5-75W 927 PAR30S 25D	PAR30S
44322800	MAS LEDspot VLE D 9.5-75W 930 PAR30S 25D	PAR30S
44324200	MAS LEDspot VLE D 9.5-75W 940 PAR30S 25D	PAR30S

## Genehmigung und Anwendung

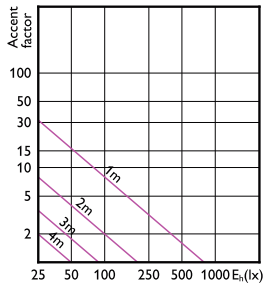
Order Code	Full Product Name	Energieverbrauch kWh/ 1.000 Std.
44304400	MAS LEDspot VLE D 6-50W 927 PAR20 25D	6 kWh
44306800	MAS LEDspot VLE D 6-50W 930 PAR20 25D	6 kWh
44308200	MAS LEDspot VLE D 6-50W 940 PAR20 25D	6 kWh
44310500	MAS LEDspot VLE D 6-50W 927 PAR20 40D	6 kWh
44312900	MAS LEDspot VLE D 6-50W 930 PAR20 40D	6 kWh
44314300	MAS LEDspot VLE D 6-50W 940 PAR20 40D	6 kWh
44330300	MAS LEDspot VLE D 13-100W 927 PAR38 25D	13 kWh
44320400	MAS LEDspot VLE D 9.5-75W 927 PAR30S 25D	10 kWh
44322800	MAS LEDspot VLE D 9.5-75W 930 PAR30S 25D	10 kWh
44324200	MAS LEDspot VLE D 9.5-75W 940 PAR30S 25D	10 kWh



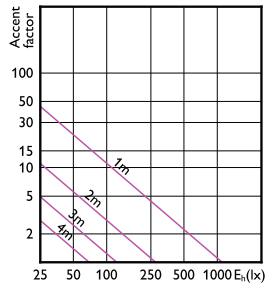
# MASTER VALUE LED-Spot PAR



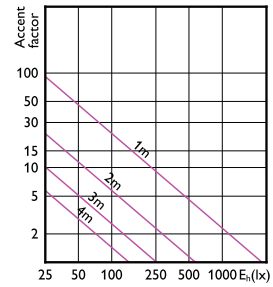
## Accent Diagrams



Accent Diagram - MAS LEDspot VLE D 6-50W  
927 PAR20 40D



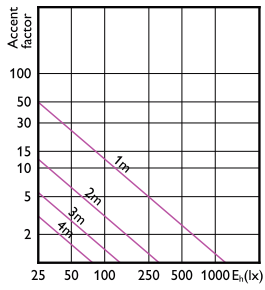
Accent Diagram - MAS LEDspot VLE D 6-50W  
927 PAR20 25D



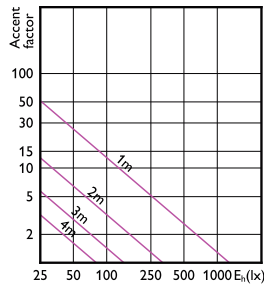
Accent Diagram - MAS LEDspot VLE D 9.5-75W  
927 PAR30S 25D

# MASTER VALUE LED-Spot PAR

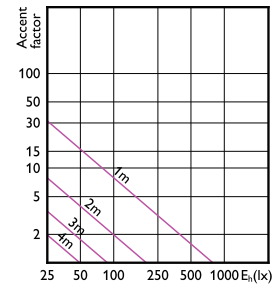
## Accent Diagrams



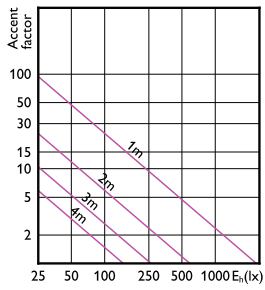
Accent Diagram - MAS LEDspot VLE D 6-50W  
930 PAR20 25D



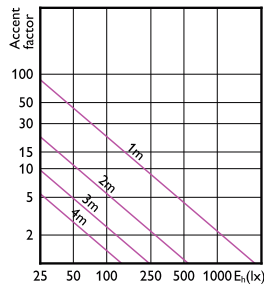
Accent Diagram - MAS LEDspot VLE D 6-50W  
940 PAR20 25D



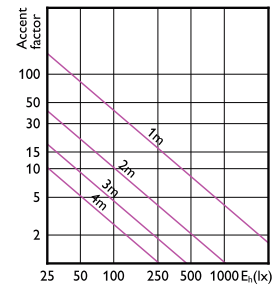
Accent Diagram - MAS LEDspot VLE D 6-50W  
940 PAR20 40D



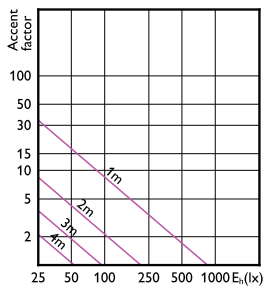
Accent Diagram - MAS LEDspot VLE D 9.5-75W  
940 PAR30S 25D



Accent Diagram - MAS LEDspot VLE D 9.5-75W  
930 PAR30S 25D



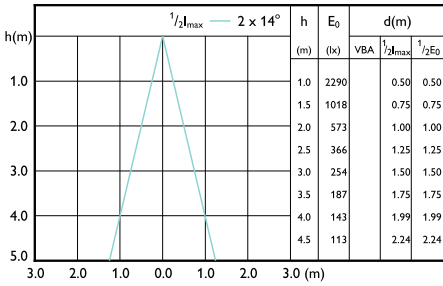
Accent Diagram - MAS LEDspot VLE D 13-100W  
927 PAR38 25D



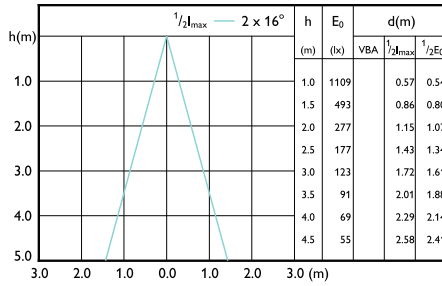
Accent Diagram - MAS LEDspot VLE D 6-50W  
930 PAR20 40D

# MASTER VALUE LED-Spot PAR

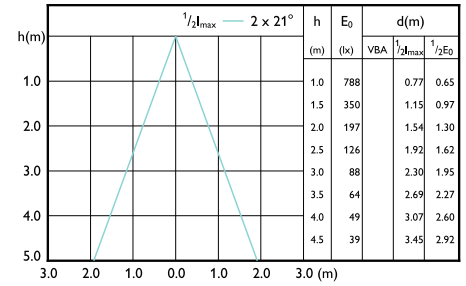
## Beam Diagrams



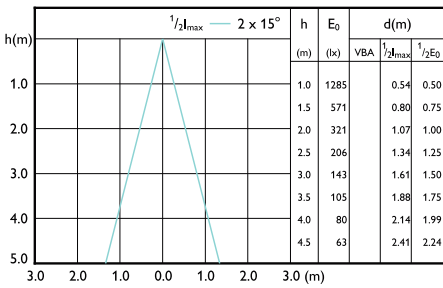
Beam diagram - MAS LEDspot VLE D 9.5-75W  
927 PAR30S 25D



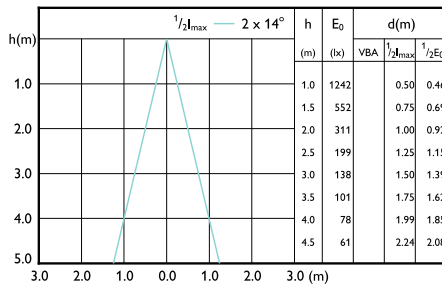
Beam diagram - MAS LEDspot VLE D 6-50W  
927 PAR20 25D



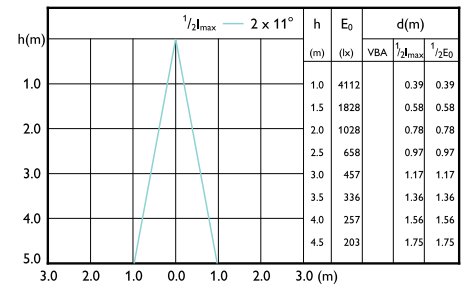
Beam diagram - MAS LEDspot VLE D 6-50W  
940 PAR20 40D



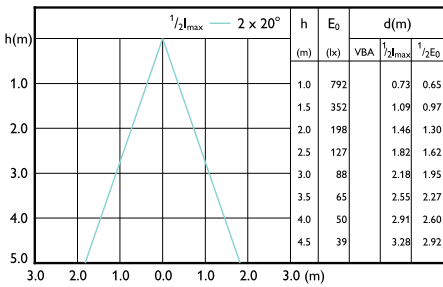
Beam diagram - MAS LEDspot VLE D 6-50W  
940 PAR20 25D



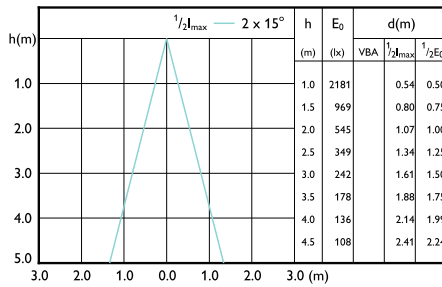
Beam diagram - MAS LEDspot VLE D 6-50W  
930 PAR20 25D



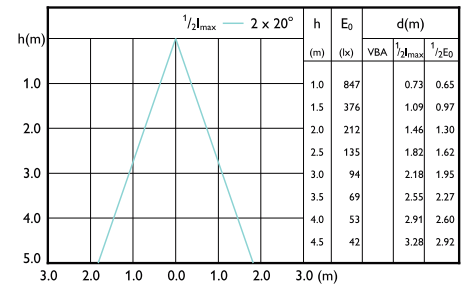
Beam diagram - MAS LEDspot VLE D 13-100W  
927 PAR38 25D



Beam diagram - MAS LEDspot VLE D 6-50W  
927 PAR20 40D



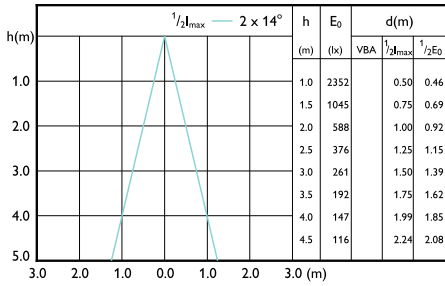
Beam diagram - MAS LEDspot VLE D 9.5-75W  
930 PAR30S 25D



Beam diagram - MAS LEDspot VLE D 6-50W  
930 PAR20 40D

# MASTER VALUE LED-Spot PAR

## Beam Diagrams



Beam diagram - MAS LEDspot VLE D 9.5-75W  
940 PAR30S 25D

