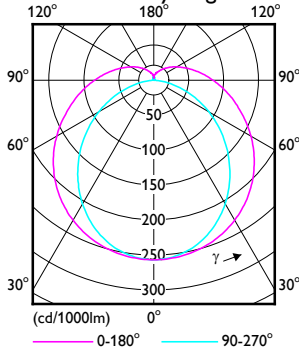


## 1 x TLED 8W 6500K 160D 9290013072

1 x 1050 lm

**Polar intensity diagram**

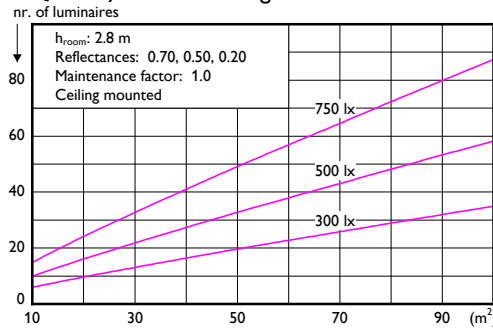


Light output ratio 1.00  
 Service upward 0.15  
 Service downward 0.85

CIE flux code 40 69 88 85 100

UGRcen (4Hx8H, 0.25H) 24

**Quantity estimation diagram**

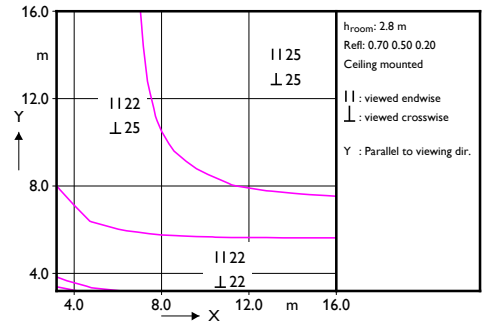


**Utilisation factor table**

Room Index k	Reflectances (%) for ceiling, walls and working plane (CIE)												
	0.80				0.70				0.50				0.00
	0.80	0.80	0.70	0.70	0.70	0.70	0.70	0.70	0.50	0.50	0.30	0.30	0.00
0.30	0.10	0.10	0.30	0.20	0.10	0.10	0.10	0.10	0.10	0.10	0.30	0.10	0.00
0.60	0.43	0.41	0.41	0.40	0.40	0.32	0.31	0.26	0.29	0.25	0.22	0.22	
0.80	0.53	0.50	0.51	0.49	0.48	0.40	0.38	0.33	0.36	0.32	0.28	0.28	
1.00	0.61	0.57	0.59	0.57	0.55	0.47	0.45	0.40	0.43	0.38	0.34	0.34	
1.25	0.69	0.63	0.66	0.64	0.61	0.54	0.51	0.46	0.49	0.44	0.40	0.40	
1.50	0.75	0.68	0.72	0.69	0.66	0.59	0.56	0.51	0.53	0.49	0.44	0.44	
2.00	0.85	0.76	0.81	0.77	0.73	0.67	0.64	0.59	0.60	0.57	0.51	0.51	
2.50	0.91	0.81	0.87	0.82	0.78	0.73	0.69	0.65	0.65	0.62	0.56	0.56	
3.00	0.96	0.84	0.92	0.86	0.82	0.77	0.73	0.69	0.69	0.66	0.60	0.60	
4.00	1.02	0.89	0.97	0.91	0.86	0.82	0.77	0.74	0.73	0.71	0.65	0.65	
5.00	1.06	0.91	1.01	0.95	0.89	0.85	0.81	0.78	0.76	0.74	0.68	0.68	

Ceiling mounted

**UGR diagram**



**Luminance Table**

Plane Cone	0.0	15.0	30.0	45.0	60.0	75.0	90.0
45.0	8830	8553	8560	8867	9547	10723	12667
50.0	8311	7996	7971	8247	8871	10021	12044
55.0	7813	7465	7406	7648	8194	9278	11335
60.0	7329	6956	6870	7085	7526	8501	10530
65.0	6871	6477	6369	6560	6872	7689	9602
70.0	6455	6043	5917	6087	6245	6851	8530
75.0	6095	5671	5534	5697	5672	5992	7208
80.0	5786	5348	5199	5355	5124	5076	5394
85.0	5511	5058	4900	5054	4647	4224	2895
90.0	5280	4818	4660	4834	4435	4002	765

(cd/m<sup>2</sup>)