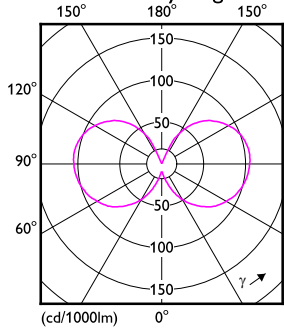


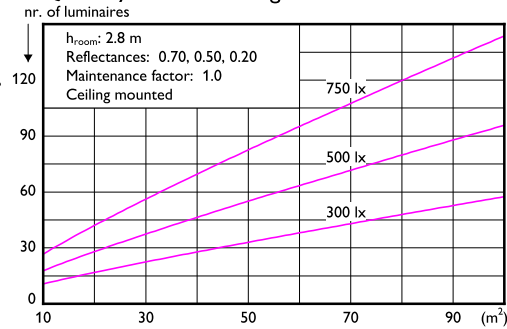
**1 x 9290020280 B35 2700K 6.5W**

1 x 806 lm

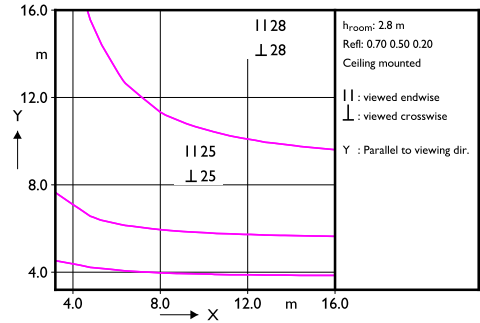
**Polar intensity diagram**



**Quantity estimation diagram**



**UGR diagram**



Light output ratio 1.00  
 Service upward 0.50  
 Service downward 0.50

CIE flux code 14 38 68 50 100

UGRcen (4Hx8H, 0.25H) 26

**Utilisation factor table**

Room Index k	Reflectances (%) for ceiling, walls and working plane (CIE)															
	0.80 0.80				0.70 0.70 0.70 0.70				0.50 0.50				0.30 0.30		0.00	
	0.80	0.50	0.30	0.10	0.50	0.30	0.10	0.10	0.30	0.10	0.10	0.10	0.10	0.10	0.10	0.10
0.60	0.32	0.30	0.29	0.29	0.28	0.20	0.17	0.12	0.13	0.09	0.04					
0.80	0.41	0.38	0.37	0.36	0.35	0.27	0.22	0.17	0.17	0.13	0.07					
1.00	0.48	0.44	0.43	0.42	0.41	0.33	0.27	0.22	0.21	0.17	0.09					
1.25	0.55	0.51	0.50	0.48	0.46	0.38	0.32	0.26	0.25	0.21	0.12					
1.50	0.61	0.55	0.55	0.53	0.51	0.43	0.36	0.30	0.29	0.24	0.14					
2.00	0.70	0.63	0.63	0.60	0.57	0.50	0.42	0.37	0.34	0.30	0.18					
2.50	0.76	0.67	0.69	0.65	0.62	0.55	0.46	0.42	0.38	0.34	0.22					
3.00	0.81	0.71	0.74	0.69	0.65	0.59	0.50	0.46	0.41	0.37	0.24					
4.00	0.88	0.76	0.80	0.75	0.70	0.65	0.55	0.51	0.45	0.42	0.28					
5.00	0.92	0.79	0.84	0.78	0.73	0.69	0.58	0.55	0.48	0.45	0.31					

Ceiling mounted

**Luminance Table**

Plane Cone	0.0	15.0	30.0	45.0	60.0	75.0	90.0
45.0	6396	6036	5830	5763	5830	6036	6396
50.0	7339	6874	6611	6526	6611	6874	7339
55.0	8301	7711	7382	7276	7382	7711	8301
60.0	9354	8610	8200	8069	8200	8610	9354
65.0	10655	9703	9188	9024	9188	9703	10655
70.0	12159	10936	10285	10081	10285	10936	12159
75.0	14071	12464	11629	11369	11629	12464	14071
80.0	16501	14337	13245	12909	13245	14337	16501
85.0	19888	16841	15362	14915	15362	16841	19888
90.0	24813	20260	18164	17545	18164	20260	24813

(cd/m<sup>2</sup>)

2019-04-02