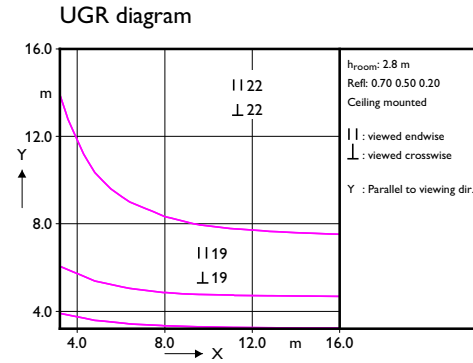
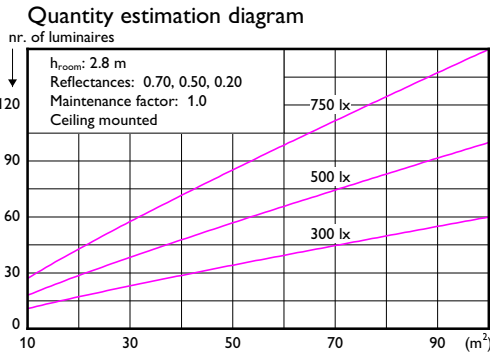
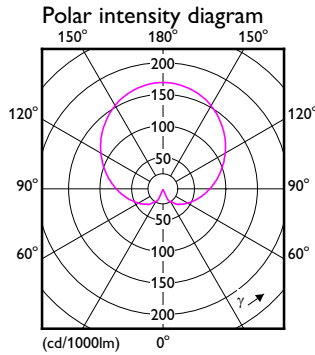


Entry bulb 806lm / 2700K

1 x 806 lm



Light output ratio 1.00
 Service upward 0.73
 Service downward 0.27
 CIE flux code 10 32 62 27 100

UGRcen (4Hx8H, 0.25H) 21

Utilisation factor table

Room Index k	Reflectances (%) for ceiling, walls and working plane (CIE)										
	0.80	0.80	0.70	0.70	0.70	0.70	0.50	0.50	0.30	0.30	0.00
0.60	0.33	0.31	0.29	0.28	0.28	0.21	0.16	0.12	0.11	0.08	0.01
0.80	0.41	0.39	0.37	0.36	0.35	0.28	0.21	0.17	0.14	0.11	0.03
1.00	0.49	0.45	0.43	0.41	0.40	0.33	0.25	0.21	0.17	0.14	0.04
1.25	0.56	0.51	0.49	0.47	0.45	0.38	0.29	0.25	0.20	0.17	0.05
1.50	0.61	0.56	0.54	0.51	0.49	0.43	0.33	0.29	0.23	0.20	0.06
2.00	0.70	0.62	0.61	0.58	0.55	0.49	0.38	0.34	0.27	0.24	0.09
2.50	0.75	0.67	0.66	0.63	0.59	0.54	0.41	0.38	0.30	0.27	0.10
3.00	0.80	0.70	0.70	0.66	0.62	0.57	0.44	0.41	0.32	0.29	0.12
4.00	0.86	0.74	0.75	0.71	0.67	0.62	0.48	0.45	0.35	0.33	0.14
5.00	0.90	0.77	0.79	0.74	0.69	0.65	0.51	0.48	0.37	0.35	0.15

Ceiling mounted

Luminance Table

Plane Cone	0.0	15.0	30.0	45.0	60.0	75.0	90.0
45.0	3946	3946	3946	3946	3946	3946	3946
50.0	4170	4170	4170	4170	4170	4170	4170
55.0	4425	4425	4425	4425	4425	4425	4425
60.0	4749	4749	4749	4749	4749	4749	4749
65.0	5116	5116	5116	5116	5116	5116	5116
70.0	5563	5563	5563	5563	5563	5563	5563
75.0	6094	6094	6094	6094	6094	6094	6094
80.0	6712	6712	6712	6712	6712	6712	6712
85.0	7441	7441	7441	7441	7441	7441	7441
90.0	8302	8302	8302	8302	8302	8302	8302

(cd/m²)

sl17214

2016-01-08