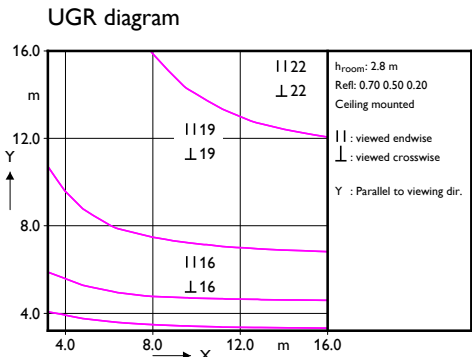
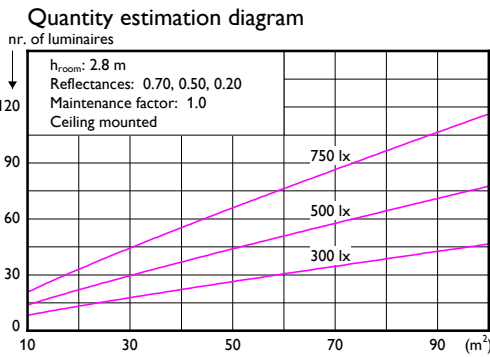
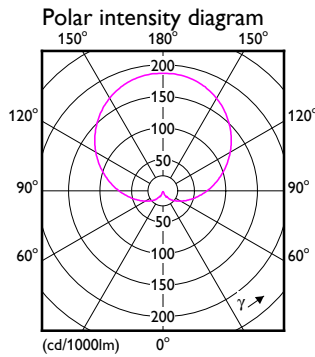


Entry bulb 1055lm 4000k

1 x 1055 lm



Light output ratio 1.00
 Service upward 0.79
 Service downward 0.21
 CIE flux code 7 26 56 21 100

UGRcen (4Hx8H, 0.25H) 18

Utilisation factor table

Room Index k	Reflectances (%) for ceiling, walls and working plane (CIE)										
	0.80	0.80	0.70	0.70	0.70	0.70	0.50	0.50	0.30	0.30	0.00
0.50	0.50	0.50	0.50	0.50	0.50	0.30	0.10	0.30	0.10	0.00	0.00
0.30	0.10	0.30	0.20	0.10	0.10	0.10	0.10	0.10	0.10	0.00	0.00
0.60	0.33	0.31	0.29	0.28	0.28	0.21	0.16	0.12	0.10	0.08	0.01
0.80	0.42	0.39	0.36	0.35	0.34	0.28	0.20	0.17	0.13	0.11	0.02
1.00	0.49	0.45	0.42	0.41	0.40	0.33	0.24	0.20	0.16	0.13	0.02
1.25	0.56	0.51	0.48	0.47	0.45	0.38	0.28	0.24	0.19	0.16	0.03
1.50	0.61	0.55	0.53	0.51	0.49	0.42	0.32	0.28	0.21	0.18	0.04
2.00	0.69	0.62	0.60	0.57	0.55	0.49	0.36	0.33	0.25	0.22	0.06
2.50	0.75	0.66	0.65	0.62	0.59	0.53	0.40	0.37	0.27	0.25	0.07
3.00	0.79	0.69	0.69	0.65	0.61	0.57	0.42	0.39	0.29	0.27	0.08
4.00	0.85	0.74	0.74	0.69	0.65	0.61	0.46	0.43	0.32	0.30	0.10
5.00	0.89	0.77	0.77	0.72	0.68	0.64	0.49	0.46	0.34	0.32	0.11

Ceiling mounted

Luminance Table

Plane Cone	0.0	15.0	30.0	45.0	60.0	75.0	90.0
45.0	1616	1616	1616	1616	1616	1616	1616
50.0	1854	1854	1854	1854	1854	1854	1854
55.0	2143	2143	2143	2143	2143	2143	2143
60.0	2490	2490	2490	2490	2490	2490	2490
65.0	2894	2894	2894	2894	2894	2894	2894
70.0	3361	3361	3361	3361	3361	3361	3361
75.0	3944	3944	3944	3944	3944	3944	3944
80.0	4640	4640	4640	4640	4640	4640	4640
85.0	5494	5494	5494	5494	5494	5494	5494
90.0	6543	6543	6543	6543	6543	6543	6543

(cd/m²)

sl17214

2015-02-03