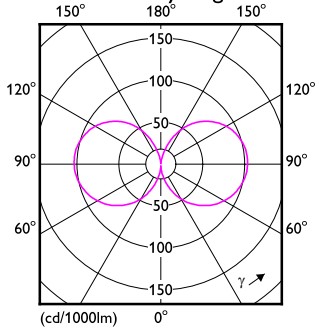


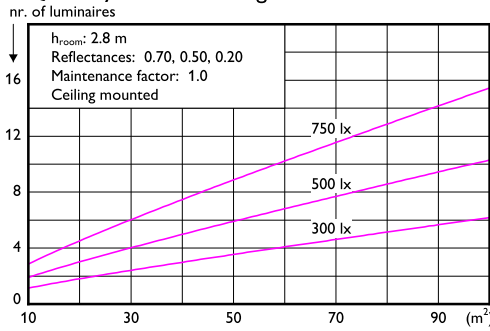
1 x 9290037735 45W

1 x 7500 lm

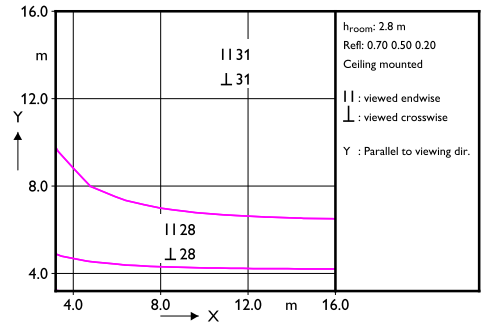
Polar intensity diagram



Quantity estimation diagram



UGR diagram



Light output ratio 1.00
 Service upward 0.50
 Service downward 0.50

CIE flux code 14 38 68 50 100

UGRcen (4Hx8H, 0.25H) 30

Utilisation factor table

Room Index k	Reflectances (%) for ceiling, walls and working plane (CIE)												
	0.80			0.70			0.50			0.30			0.00
	0.80	0.80	0.70	0.70	0.70	0.50	0.50	0.30	0.30	0.30	0.10	0.00	
0.30	0.10	0.30	0.20	0.10	0.10	0.10	0.10	0.10	0.10	0.10	0.10	0.00	
0.60	0.32	0.30	0.29	0.29	0.28	0.20	0.17	0.12	0.13	0.09	0.04	0.00	
0.80	0.41	0.38	0.37	0.36	0.35	0.27	0.22	0.17	0.17	0.13	0.07	0.00	
1.00	0.48	0.44	0.43	0.42	0.41	0.33	0.27	0.22	0.21	0.17	0.09	0.00	
1.25	0.55	0.51	0.50	0.48	0.46	0.38	0.32	0.26	0.25	0.21	0.12	0.00	
1.50	0.61	0.55	0.55	0.53	0.51	0.43	0.36	0.30	0.29	0.24	0.14	0.00	
2.00	0.70	0.63	0.63	0.60	0.57	0.50	0.42	0.37	0.34	0.30	0.18	0.00	
2.50	0.76	0.67	0.69	0.65	0.62	0.55	0.46	0.42	0.38	0.34	0.22	0.00	
3.00	0.81	0.71	0.74	0.69	0.65	0.59	0.50	0.46	0.41	0.37	0.24	0.00	
4.00	0.88	0.76	0.80	0.75	0.70	0.65	0.55	0.51	0.45	0.42	0.28	0.00	
5.00	0.92	0.79	0.84	0.78	0.73	0.69	0.58	0.55	0.48	0.45	0.31	0.00	

Ceiling mounted

Luminance Table

Plane Cone	0.0	15.0	30.0	45.0	60.0	75.0	90.0
45.0	40013	35533	33197	32469	33197	35533	40013
50.0	43446	38256	35584	34756	35584	38256	43446
55.0	46831	40894	37875	36945	37875	40894	46831
60.0	50175	43449	40073	39038	40073	43449	50175
65.0	53654	46069	42309	41163	42309	46069	53654
70.0	57259	48734	44564	43300	44564	48734	57259
75.0	61024	51463	46849	45459	46849	51463	61024
80.0	65232	54474	49357	47825	49357	54474	65232
85.0	69826	57691	52009	50319	52009	57691	69826
90.0	74774	61053	54738	52873	54738	61053	74774

(cd/m²)