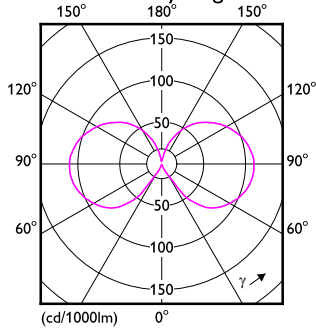


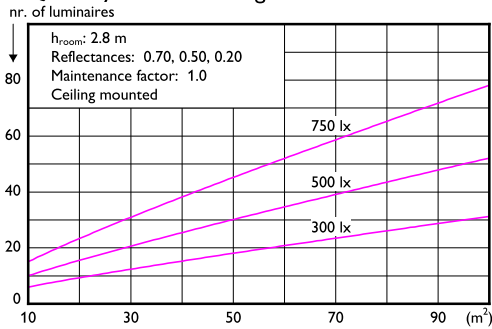
**1 x 9290020261 A60 2700K 10.5W**

1 x 1521 lm

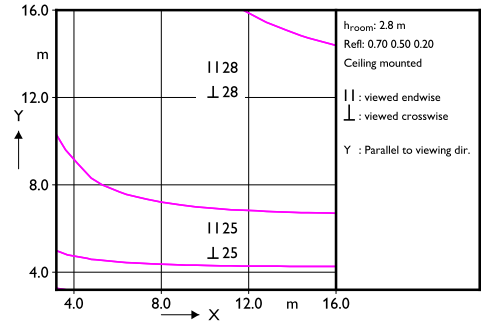
**Polar intensity diagram**



**Quantity estimation diagram**



**UGR diagram**



Light output ratio 1.00  
 Service upward 0.51  
 Service downward 0.49

CIE flux code 7 33 65 49 100

UGRcen (4Hx8H, 0.25H) 27

**Utilisation factor table**

Room Index k	Reflectances (%) for ceiling, walls and working plane (CIE)												
	0.80 0.80			0.70 0.70 0.70 0.70			0.50 0.50			0.30 0.30			0.00
	0.80	0.50	0.30	0.80	0.50	0.30	0.80	0.50	0.30	0.80	0.50	0.30	0.00
0.60	0.30	0.10	0.27	0.26	0.26	0.18	0.14	0.10	0.11	0.07	0.01		
0.80	0.39	0.36	0.35	0.34	0.33	0.25	0.20	0.15	0.15	0.11	0.04		
1.00	0.46	0.43	0.41	0.40	0.39	0.30	0.24	0.19	0.19	0.14	0.06		
1.25	0.53	0.49	0.48	0.46	0.44	0.36	0.29	0.24	0.23	0.18	0.09		
1.50	0.59	0.54	0.53	0.51	0.49	0.41	0.33	0.28	0.26	0.22	0.11		
2.00	0.68	0.61	0.62	0.58	0.56	0.48	0.40	0.35	0.32	0.27	0.16		
2.50	0.75	0.66	0.67	0.64	0.60	0.54	0.44	0.40	0.35	0.32	0.19		
3.00	0.80	0.70	0.72	0.68	0.64	0.58	0.48	0.43	0.39	0.35	0.22		
4.00	0.87	0.75	0.78	0.73	0.69	0.63	0.53	0.49	0.43	0.40	0.26		
5.00	0.91	0.78	0.82	0.77	0.72	0.67	0.56	0.53	0.46	0.43	0.28		

Ceiling mounted

**Luminance Table**

Plane Cone	0.0	15.0	30.0	45.0	60.0	75.0	90.0
45.0	15725	13763	12762	12453	12762	13763	15725
50.0	17438	15145	13988	13633	13988	15145	17438
55.0	18651	16078	14794	14402	14794	16078	18651
60.0	19777	16923	15516	15088	15516	16923	19777
65.0	20883	17741	16208	15744	16208	17741	20883
70.0	22038	18586	16920	16418	16920	18586	22038
75.0	23211	19429	17624	17083	17624	19429	23211
80.0	24368	20239	18291	17710	18291	20239	24368
85.0	25544	21042	18943	18320	18943	21042	25544
90.0	26747	21839	19580	18913	19580	21839	26747

(cd/m<sup>2</sup>)

2019-04-02