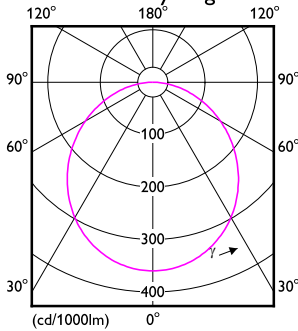


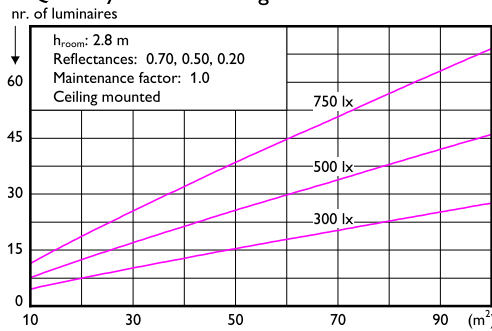
9290040835 4000K 12W

1 x 1200 lm

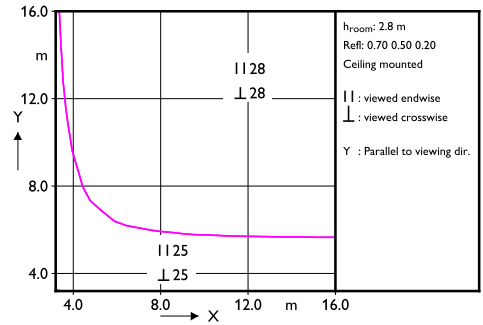
Polar intensity diagram



Quantity estimation diagram



UGR diagram



Light output ratio 1.00
 Service upward 0.00
 Service downward 1.00

CIE flux code 47 78 95 100 100

UGRcen (4Hx8H, 0.25H) 26

Utilisation factor table

Room Index k	Reflectances (%) for ceiling, walls and working plane (CIE)												
	0.80			0.70			0.50			0.30			0.00
	0.80	0.80	0.80	0.70	0.70	0.70	0.50	0.50	0.50	0.30	0.30	0.30	0.00
0.30	0.10	0.10	0.30	0.20	0.10	0.10	0.10	0.10	0.10	0.10	0.10	0.10	0.00
0.60	0.48	0.46	0.47	0.46	0.45	0.38	0.37	0.33	0.37	0.33	0.31	0.31	0.00
0.80	0.59	0.55	0.58	0.56	0.55	0.47	0.46	0.41	0.46	0.41	0.39	0.39	0.00
1.00	0.68	0.63	0.66	0.64	0.62	0.55	0.54	0.49	0.53	0.48	0.46	0.46	0.00
1.25	0.76	0.70	0.75	0.72	0.69	0.62	0.61	0.56	0.60	0.56	0.53	0.53	0.00
1.50	0.83	0.75	0.81	0.77	0.74	0.68	0.67	0.62	0.65	0.61	0.59	0.59	0.00
2.00	0.93	0.83	0.90	0.86	0.82	0.76	0.75	0.71	0.74	0.70	0.68	0.68	0.00
2.50	0.99	0.88	0.97	0.91	0.87	0.82	0.80	0.77	0.79	0.76	0.73	0.73	0.00
3.00	1.04	0.91	1.01	0.95	0.90	0.86	0.84	0.81	0.83	0.80	0.77	0.77	0.00
4.00	1.10	0.95	1.07	1.00	0.94	0.91	0.89	0.86	0.87	0.85	0.83	0.83	0.00
5.00	1.14	0.98	1.10	1.03	0.97	0.94	0.92	0.90	0.90	0.88	0.86	0.86	0.00

Ceiling mounted

Luminance Table

Plane Cone	0.0	15.0	30.0	45.0	60.0	75.0	90.0
45.0	16966	16966	16966	16966	16966	16966	16966
50.0	16524	16524	16524	16524	16524	16524	16524
55.0	16047	16047	16047	16047	16047	16047	16047
60.0	15542	15542	15542	15542	15542	15542	15542
65.0	14977	14977	14977	14977	14977	14977	14977
70.0	14388	14388	14388	14388	14388	14388	14388
75.0	13740	13740	13740	13740	13740	13740	13740
80.0	12964	12964	12964	12964	12964	12964	12964
85.0	11705	11705	11705	11705	11705	11705	11705
90.0	18466	18466	18466	18466	18466	18466	18466

(cd/m²)