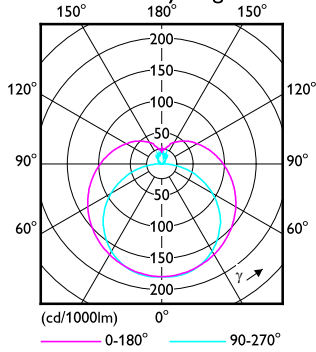


1 x TLED 7.1W 6500K 9290037743

1 x 1050 lm

Polar intensity diagram

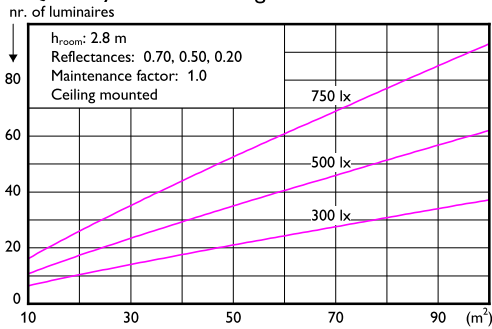


Light output ratio 1.00
 Service upward 0.25
 Service downward 0.75

CIE flux code 35 63 84 75 100

UGRcen (4Hx8H, 0.25H) 26

Quantity estimation diagram

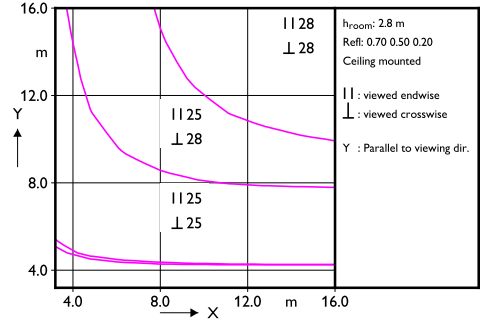


Utilisation factor table

Room Index k	Reflectances (%) for ceiling, walls and working plane (CIE)															
	0.80 0.80			0.70 0.70 0.70 0.70			0.50 0.50			0.30 0.30			0.00			
	0.80	0.50	0.30	0.50	0.50	0.50 0.30	0.30	0.10	0.30	0.10	0.00	0.10	0.10	0.10	0.10	0.00
0.60	0.40	0.38	0.38	0.37	0.36	0.29	0.27	0.22	0.25	0.20	0.17					
0.80	0.49	0.46	0.47	0.46	0.44	0.36	0.34	0.29	0.31	0.27	0.22					
1.00	0.57	0.53	0.54	0.52	0.51	0.43	0.40	0.34	0.36	0.32	0.27					
1.25	0.65	0.60	0.62	0.59	0.57	0.49	0.46	0.40	0.42	0.37	0.32					
1.50	0.71	0.65	0.67	0.64	0.62	0.54	0.50	0.45	0.46	0.42	0.36					
2.00	0.81	0.72	0.76	0.72	0.69	0.62	0.57	0.53	0.53	0.49	0.42					
2.50	0.87	0.77	0.82	0.78	0.74	0.68	0.62	0.58	0.57	0.54	0.46					
3.00	0.92	0.80	0.86	0.81	0.77	0.72	0.66	0.62	0.61	0.57	0.50					
4.00	0.98	0.85	0.92	0.86	0.81	0.77	0.71	0.68	0.65	0.62	0.54					
5.00	1.02	0.88	0.96	0.90	0.84	0.80	0.74	0.71	0.68	0.66	0.57					

Ceiling mounted

UGR diagram



Luminance Table

Plane Cone	0.0	15.0	30.0	45.0	60.0	75.0	90.0
45.0	12566	12626	13135	13709	14861	17281	21199
50.0	12170	12193	12688	13170	14257	16762	21080
55.0	11845	11818	12285	12663	13664	16202	20909
60.0	11567	11496	11944	12199	13086	15603	20693
65.0	11351	11235	11661	11779	12528	14953	20419
70.0	11199	11037	11447	11418	12013	14267	20106
75.0	11110	10900	11297	11121	11562	13596	19972
80.0	11099	10843	11238	10926	11227	12850	19707
85.0	11182	10881	11289	10902	11173	12246	20158
90.0	11389	11047	11492	11021	11273	11934	34920

(cd/m²)

s23120014g

2024-01-31