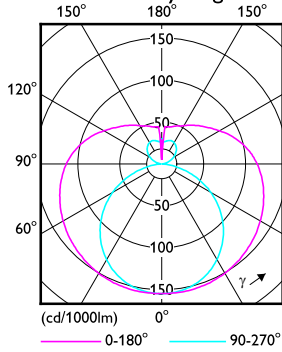


## 1 x TLED 8.6W 4000K 9290020004

1 x 950 lm

Polar intensity diagram

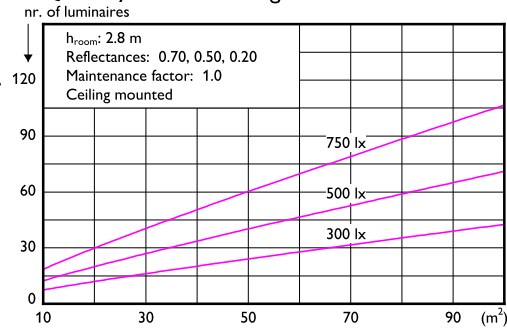


Light output ratio 1.00  
 Service upward 0.33  
 Service downward 0.67

CIE flux code 33 60 82 67 100

UGRcen (4Hx8H, 0.25H) 24

Quantity estimation diagram

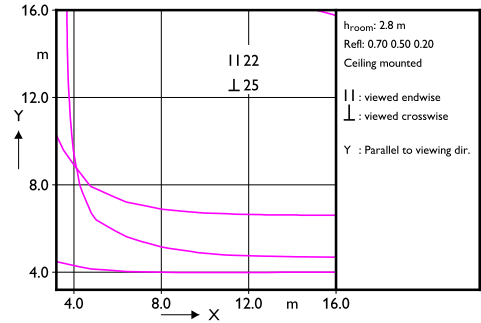


Utilisation factor table

Room Index k	Reflectances (%) for ceiling, walls and working plane (CIE)												
	0.80 0.80			0.70 0.70 0.70			0.50 0.50			0.30 0.30			0.00
	0.80	0.50	0.30	0.80	0.50	0.30	0.80	0.50	0.30	0.80	0.50	0.30	0.00
0.60	0.38	0.37	0.36	0.35	0.35	0.27	0.25	0.20	0.22	0.18	0.14	0.00	
0.80	0.48	0.45	0.45	0.44	0.43	0.35	0.31	0.27	0.28	0.24	0.19	0.00	
1.00	0.56	0.52	0.52	0.50	0.49	0.41	0.37	0.32	0.33	0.29	0.23	0.00	
1.25	0.63	0.58	0.59	0.57	0.55	0.47	0.43	0.38	0.38	0.34	0.27	0.00	
1.50	0.69	0.63	0.65	0.62	0.59	0.52	0.47	0.42	0.42	0.38	0.30	0.00	
2.00	0.78	0.70	0.73	0.70	0.66	0.60	0.54	0.49	0.48	0.44	0.36	0.00	
2.50	0.85	0.75	0.79	0.75	0.71	0.65	0.59	0.54	0.52	0.49	0.40	0.00	
3.00	0.90	0.78	0.83	0.79	0.74	0.69	0.62	0.58	0.56	0.52	0.43	0.00	
4.00	0.96	0.83	0.89	0.84	0.79	0.74	0.67	0.64	0.60	0.57	0.47	0.00	
5.00	1.00	0.86	0.93	0.87	0.82	0.78	0.70	0.67	0.63	0.60	0.50	0.00	

Ceiling mounted

UGR diagram



Luminance Table

Plane Cone	0.0	15.0	30.0	45.0	60.0	75.0	90.0
45.0	6439	6330	6438	6481	6745	7545	8873
50.0	6345	6210	6306	6272	6459	7244	8637
55.0	6296	6130	6209	6092	6191	6917	8319
60.0	6271	6081	6152	5946	5944	6575	7927
65.0	6302	6079	6137	5838	5727	6209	7408
70.0	6369	6120	6173	5780	5556	5818	6691
75.0	6489	6209	6260	5778	5447	5438	5772
80.0	6656	6349	6408	5857	5447	5114	4502
85.0	6884	6557	6639	6045	5603	4956	2614
90.0	7193	6842	6959	6366	5982	5410	696

(cd/m<sup>2</sup>)

s21050037b

2024-07-25