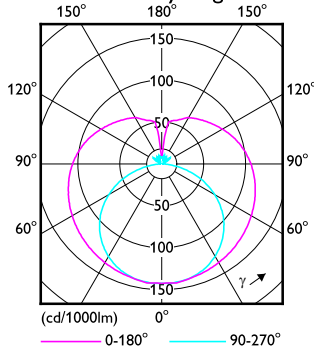


1 x TLED 17.7W 3000K 9290037461

1 x 2250 lm

Polar intensity diagram

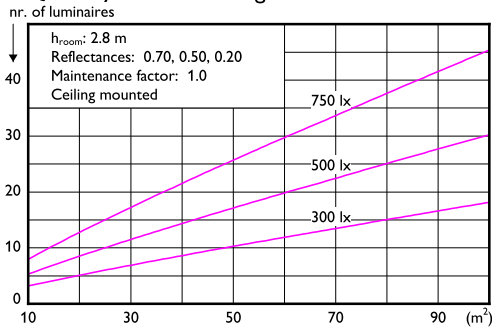


Light output ratio 1.00
 Service upward 0.35
 Service downward 0.65

CIE flux code 32 59 82 65 100

UGRcen (4Hx8H, 0.25H) 24

Quantity estimation diagram

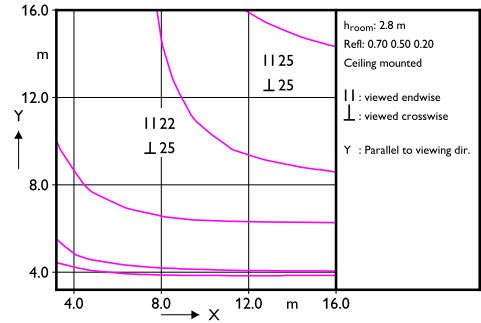


Utilisation factor table

Room Index k	Reflectances (%) for ceiling, walls and working plane (CIE)												
	0.80 0.80			0.70 0.70 0.70 0.70			0.50 0.50			0.30 0.30			0.00
	0.80	0.50	0.30	0.80	0.50	0.30	0.80	0.50	0.30	0.80	0.50	0.30	0.00
0.60	0.38	0.36	0.36	0.35	0.34	0.27	0.24	0.20	0.21	0.18	0.13	0.00	
0.80	0.47	0.44	0.44	0.43	0.42	0.34	0.31	0.26	0.27	0.23	0.18	0.00	
1.00	0.55	0.51	0.51	0.50	0.48	0.40	0.36	0.31	0.32	0.28	0.22	0.00	
1.25	0.63	0.57	0.59	0.56	0.54	0.47	0.42	0.37	0.37	0.33	0.26	0.00	
1.50	0.69	0.62	0.64	0.61	0.59	0.52	0.46	0.41	0.41	0.37	0.29	0.00	
2.00	0.78	0.70	0.73	0.69	0.66	0.59	0.53	0.48	0.47	0.43	0.34	0.00	
2.50	0.84	0.74	0.78	0.74	0.70	0.64	0.58	0.54	0.51	0.48	0.38	0.00	
3.00	0.89	0.78	0.83	0.78	0.74	0.68	0.61	0.57	0.54	0.51	0.41	0.00	
4.00	0.95	0.83	0.89	0.83	0.78	0.74	0.66	0.63	0.59	0.56	0.45	0.00	
5.00	1.00	0.86	0.92	0.86	0.81	0.77	0.69	0.66	0.62	0.59	0.48	0.00	

Ceiling mounted

UGR diagram



Luminance Table

Plane Cone	0.0	15.0	30.0	45.0	60.0	75.0	90.0
45.0	6877	6893	7153	7398	7940	9049	10867
50.0	6799	6794	7051	7237	7735	8863	10840
55.0	6747	6728	6990	7111	7554	8642	10708
60.0	6748	6711	6976	7024	7403	8413	10531
65.0	6799	6747	7024	6980	7269	8142	10224
70.0	6895	6827	7117	6989	7199	7846	9716
75.0	7043	6960	7272	7073	7227	7541	8893
80.0	7267	7171	7515	7262	7391	7303	7694
85.0	7565	7458	7849	7577	7758	7284	5908
90.0	7954	7846	8315	8092	8483	8117	6415

(cd/m²)

s23100019f

2024-01-30