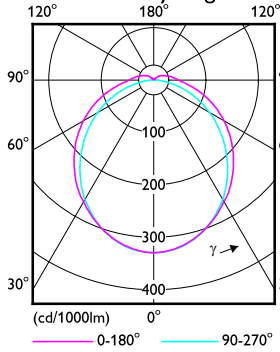


1 x PLED 5W 4000K 9290037569

1 x 550 lm

Polar intensity diagram

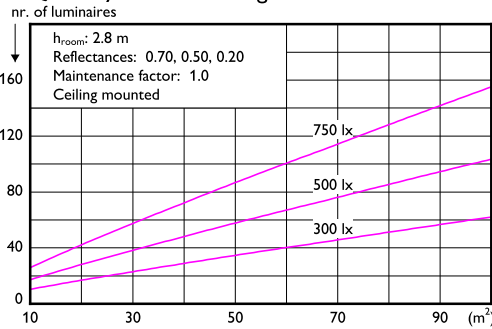


Light output ratio 1.01
 Service upward 0.06
 Service downward 0.95

CIE flux code 45 75 92 94 101

UGR_{cen} (4Hx8H, 0.25H) 30

Quantity estimation diagram

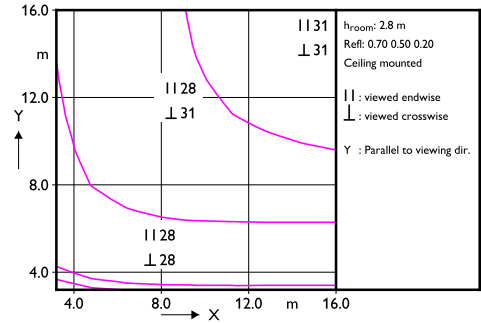


Utilisation factor table

Room Index k	Reflectances (%) for ceiling, walls and working plane (CIE)										
	0.80		0.70		0.50		0.30		0.00		
	0.80	0.50	0.70	0.50	0.50	0.30	0.30	0.10	0.10	0.00	
0.60	0.47	0.45	0.46	0.45	0.44	0.36	0.35	0.31	0.35	0.30	0.28
0.80	0.57	0.54	0.56	0.54	0.53	0.45	0.44	0.39	0.43	0.38	0.35
1.00	0.66	0.61	0.64	0.62	0.60	0.52	0.51	0.46	0.50	0.45	0.42
1.25	0.74	0.68	0.72	0.69	0.67	0.60	0.58	0.53	0.56	0.52	0.49
1.50	0.81	0.73	0.78	0.75	0.72	0.65	0.63	0.58	0.61	0.57	0.54
2.00	0.91	0.81	0.88	0.83	0.79	0.73	0.71	0.67	0.69	0.65	0.62
2.50	0.97	0.86	0.94	0.89	0.84	0.79	0.77	0.73	0.74	0.71	0.67
3.00	1.02	0.89	0.98	0.93	0.87	0.83	0.80	0.77	0.78	0.75	0.71
4.00	1.08	0.93	1.04	0.97	0.92	0.88	0.85	0.82	0.82	0.80	0.76
5.00	1.12	0.96	1.08	1.00	0.94	0.91	0.88	0.86	0.85	0.83	0.79

Ceiling mounted

UGR diagram



Luminance Table

Plane Cone	0.0	15.0	30.0	45.0	60.0	75.0	90.0
45.0	39967	39211	39038	38891	39266	40791	42854
50.0	38381	37485	37228	36891	37114	38642	40780
55.0	36807	35778	35445	34905	34959	36433	38589
60.0	35190	34030	33629	32867	32730	34085	36195
65.0	33493	32216	31767	30729	30339	31507	33498
70.0	31738	30320	29808	28453	27757	28563	30217
75.0	29905	28326	27747	26000	24902	25105	26081
80.0	28209	26401	25716	23451	21784	21059	20776
85.0	27260	25037	24146	21220	18784	16725	14068
90.0	29417	26339	25125	21245	17732	14285	6843

(cd/m²)

s23100031c

2024-01-08