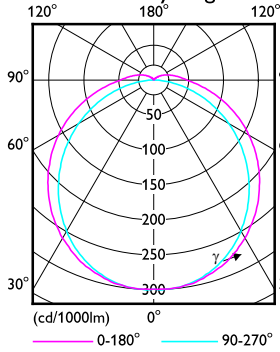


1 x PLED 6.5W 4000K 9290037579

1 x 770 lm

Polar intensity diagram

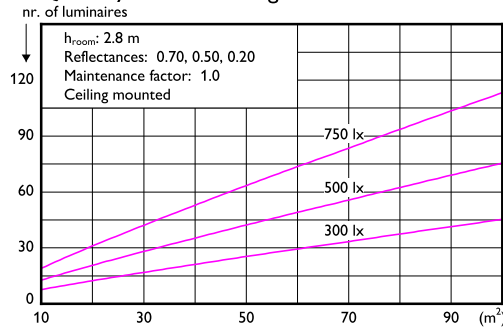


Light output ratio 1.00
 Service upward 0.06
 Service downward 0.94

CIE flux code 43 73 91 94 100

UGRcen (4Hx8H, 0.25H) 32

Quantity estimation diagram

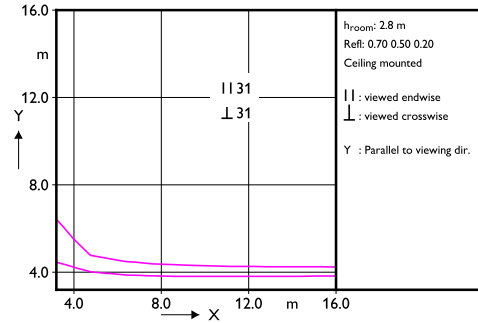


Utilisation factor table

Room Index k	Reflectances (%) for ceiling, walls and working plane (CIE)											
	0.80			0.70			0.50			0.30		
	0.80	0.50	0.30	0.80	0.50	0.30	0.80	0.50	0.30	0.80	0.50	0.30
0.60	0.45	0.43	0.44	0.43	0.42	0.35	0.34	0.29	0.33	0.29	0.26	
0.80	0.56	0.52	0.54	0.53	0.51	0.43	0.42	0.37	0.41	0.36	0.34	
1.00	0.64	0.59	0.62	0.60	0.58	0.51	0.49	0.44	0.48	0.43	0.40	
1.25	0.72	0.66	0.70	0.67	0.65	0.58	0.56	0.51	0.54	0.50	0.47	
1.50	0.79	0.71	0.76	0.73	0.70	0.63	0.61	0.56	0.59	0.55	0.52	
2.00	0.89	0.79	0.86	0.81	0.77	0.71	0.69	0.65	0.67	0.63	0.60	
2.50	0.95	0.84	0.92	0.87	0.82	0.77	0.75	0.71	0.72	0.69	0.65	
3.00	1.00	0.87	0.96	0.91	0.86	0.81	0.78	0.75	0.76	0.73	0.69	
4.00	1.06	0.92	1.02	0.96	0.90	0.86	0.83	0.80	0.81	0.78	0.74	
5.00	1.10	0.94	1.06	0.99	0.93	0.89	0.86	0.84	0.84	0.81	0.77	

Ceiling mounted

UGR diagram



Luminance Table

Plane Cone	0.0	15.0	30.0	45.0	60.0	75.0	90.0
45.0	66473	65900	65997	64989	64544	65122	66129
50.0	65195	64448	64461	63078	62316	62840	63849
55.0	63898	62889	62740	61029	60001	60334	61202
60.0	62508	61352	61175	58988	57543	57670	58386
65.0	61326	59834	59463	56738	54816	54539	54878
70.0	59895	58229	57865	54418	51829	51189	51202
75.0	58967	56792	56169	52191	49164	47086	45431
80.0	59297	56580	55823	50431	46016	41879	37493
85.0	61530	57739	56653	49599	43557	36590	27399
90.0	73174	66782	65166	55878	48065	38812	20214

(cd/m²)

s24020004e

2024-04-01