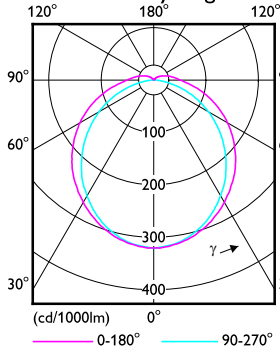


1 x PLED 5.5W 4000K 9290037577

1 x 660 lm

Polar intensity diagram

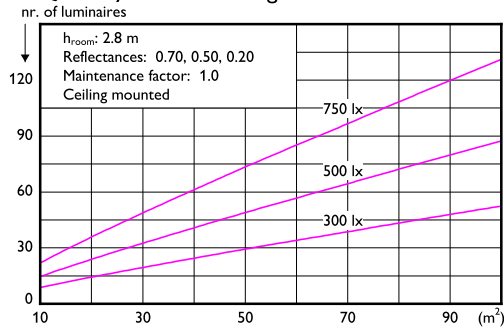


Light output ratio 1.00
 Service upward 0.06
 Service downward 0.94

CIE flux code 44 74 92 94 100

UGR_{cen} (4Hx8H, 0.25H) 32

Quantity estimation diagram

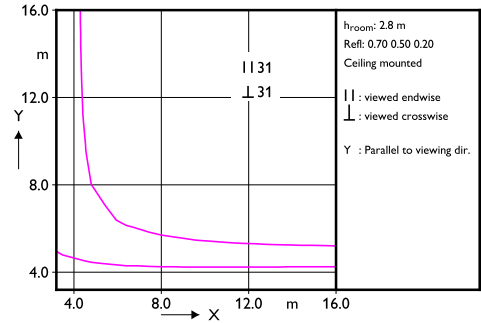


Utilisation factor table

Room Index k	Reflectances (%) for ceiling, walls and working plane (CIE)											
	0.80			0.70			0.50			0.30		
	0.80	0.50	0.30	0.80	0.50	0.30	0.80	0.50	0.30	0.80	0.50	0.30
0.60	0.46	0.44	0.45	0.44	0.43	0.35	0.35	0.30	0.34	0.29	0.27	
0.80	0.56	0.53	0.55	0.53	0.52	0.44	0.43	0.38	0.42	0.37	0.34	
1.00	0.65	0.60	0.63	0.61	0.59	0.51	0.50	0.45	0.49	0.44	0.41	
1.25	0.73	0.67	0.71	0.68	0.66	0.58	0.57	0.52	0.55	0.51	0.47	
1.50	0.79	0.72	0.77	0.74	0.71	0.64	0.62	0.57	0.60	0.56	0.53	
2.00	0.89	0.80	0.86	0.82	0.78	0.72	0.70	0.66	0.68	0.64	0.61	
2.50	0.96	0.85	0.92	0.87	0.83	0.78	0.75	0.72	0.73	0.70	0.66	
3.00	1.01	0.88	0.97	0.91	0.86	0.82	0.79	0.76	0.77	0.74	0.70	
4.00	1.07	0.92	1.03	0.96	0.91	0.87	0.84	0.81	0.81	0.79	0.75	
5.00	1.11	0.95	1.06	0.99	0.93	0.90	0.87	0.85	0.84	0.82	0.78	

Ceiling mounted

UGR diagram



Luminance Table

Plane Cone	0.0	15.0	30.0	45.0	60.0	75.0	90.0
45.0	58762	57305	56431	55348	54736	55574	56802
50.0	57571	55830	54750	53308	52378	53166	54394
55.0	56366	54359	53099	51243	49938	50579	51707
60.0	55226	52895	51412	49075	47325	47669	48528
65.0	54250	51536	49795	46835	44485	44378	44790
70.0	53222	50105	48117	44468	41448	40549	40095
75.0	52479	48890	46647	42040	38046	35848	33824
80.0	52698	48291	45574	39790	34561	30486	25871
85.0	55073	49604	46482	39218	32417	25724	16467
90.0	66851	58799	54990	45698	37040	26634	3597

(cd/m²)

s24020004c

2024-04-01