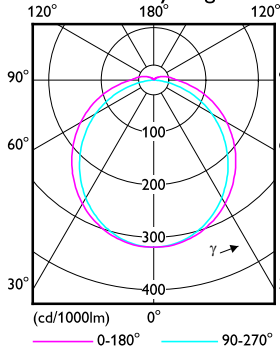


1 x PLED 6.9W 4000K 9290037573

1 x 770 lm

Polar intensity diagram

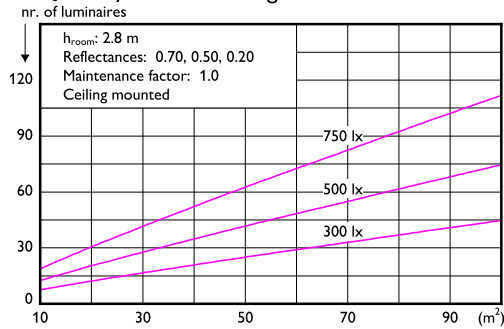


Light output ratio 1.00
 Service upward 0.05
 Service downward 0.95

CIE flux code 44 75 92 95 100

UGRcen (4Hx8H, 0.25H) 23

Quantity estimation diagram

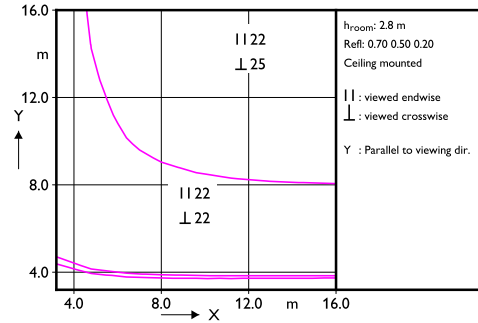


Utilisation factor table

Room Index k	Reflectances (%) for ceiling, walls and working plane (CIE)												
	0.80 0.80			0.70 0.70 0.70 0.70			0.50 0.50			0.30 0.30			0.00
	0.80	0.50	0.30	0.80	0.50	0.30	0.80	0.50	0.30	0.80	0.50	0.30	0.00
0.60	0.46	0.43	0.45	0.44	0.43	0.35	0.34	0.30	0.34	0.29	0.27	0.00	
0.80	0.56	0.53	0.55	0.53	0.52	0.44	0.43	0.38	0.42	0.37	0.35	0.00	
1.00	0.65	0.60	0.63	0.61	0.59	0.52	0.50	0.45	0.49	0.44	0.41	0.00	
1.25	0.73	0.67	0.71	0.69	0.66	0.59	0.57	0.52	0.56	0.51	0.48	0.00	
1.50	0.80	0.72	0.77	0.74	0.71	0.64	0.63	0.58	0.61	0.57	0.53	0.00	
2.00	0.90	0.80	0.87	0.82	0.79	0.73	0.71	0.66	0.69	0.65	0.62	0.00	
2.50	0.96	0.85	0.93	0.88	0.83	0.78	0.76	0.72	0.74	0.70	0.67	0.00	
3.00	1.01	0.88	0.97	0.92	0.87	0.82	0.80	0.76	0.77	0.74	0.71	0.00	
4.00	1.07	0.93	1.03	0.97	0.91	0.87	0.85	0.82	0.82	0.80	0.76	0.00	
5.00	1.11	0.95	1.07	1.00	0.93	0.90	0.88	0.85	0.85	0.83	0.79	0.00	

Ceiling mounted

UGR diagram



Luminance Table

Plane Cone	0.0	15.0	30.0	45.0	60.0	75.0	90.0
45.0	5410	5346	5358	5444	5604	5832	6121
50.0	5218	5136	5139	5223	5388	5634	5954
55.0	5023	4921	4909	4987	5155	5414	5763
60.0	4816	4690	4662	4730	4894	5161	5536
65.0	4598	4445	4399	4456	4601	4861	5251
70.0	4362	4179	4112	4156	4257	4479	4847
75.0	4109	3885	3785	3804	3838	3991	4297
80.0	3832	3563	3428	3419	3344	3361	3490
85.0	3582	3257	3081	3039	2814	2590	2198
90.0	3589	3189	2975	2935	2713	2493	338

(cd/m²)

2024-01-11