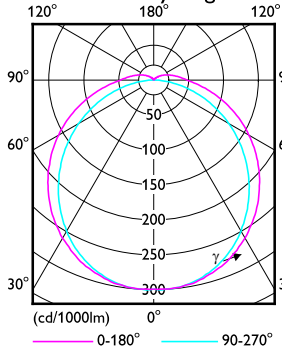


1 x PLED 6.5W 3000K 9290037578

1 x 700 lm

Polar intensity diagram

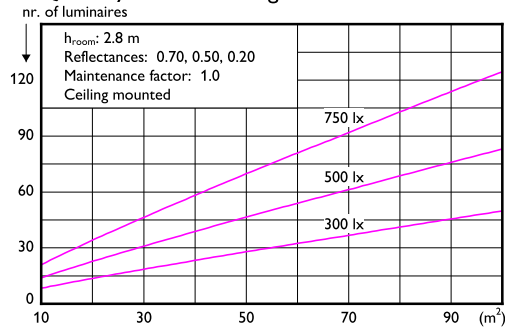


Light output ratio 1.00
 Service upward 0.06
 Service downward 0.94

CIE flux code 43 73 91 94 100

UGRcen (4Hx8H, 0.25H) 32

Quantity estimation diagram

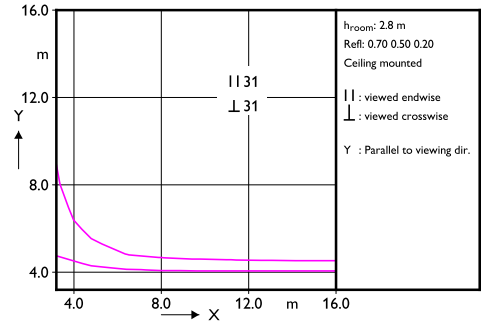


Utilisation factor table

Room Index k	Reflectances (%) for ceiling, walls and working plane (CIE)												
	0.80			0.70			0.50			0.30			0.00
	0.80	0.50	0.30	0.80	0.50	0.30	0.80	0.50	0.30	0.80	0.50	0.30	0.00
0.60	0.45	0.43	0.44	0.43	0.42	0.35	0.34	0.29	0.33	0.29	0.26		
0.80	0.56	0.52	0.54	0.53	0.51	0.43	0.42	0.37	0.41	0.36	0.34		
1.00	0.64	0.59	0.62	0.60	0.58	0.51	0.49	0.44	0.48	0.43	0.40		
1.25	0.72	0.66	0.70	0.67	0.65	0.58	0.56	0.51	0.54	0.50	0.47		
1.50	0.79	0.71	0.76	0.73	0.70	0.63	0.61	0.56	0.59	0.55	0.52		
2.00	0.89	0.79	0.86	0.81	0.77	0.71	0.69	0.65	0.67	0.63	0.60		
2.50	0.95	0.84	0.92	0.87	0.82	0.77	0.75	0.71	0.72	0.69	0.65		
3.00	1.00	0.87	0.96	0.91	0.86	0.81	0.78	0.75	0.76	0.73	0.69		
4.00	1.06	0.92	1.02	0.96	0.90	0.86	0.83	0.80	0.81	0.78	0.74		
5.00	1.10	0.94	1.06	0.99	0.93	0.89	0.86	0.84	0.84	0.81	0.77		

Ceiling mounted

UGR diagram



Luminance Table

Plane Cone	0.0	15.0	30.0	45.0	60.0	75.0	90.0
45.0	60430	59909	59997	59081	58677	59202	60117
50.0	59268	58589	58601	57344	56651	57127	58044
55.0	58089	57172	57036	55481	54547	54849	55638
60.0	56825	55775	55613	53625	52312	52428	53079
65.0	55751	54394	54058	51580	49833	49581	49889
70.0	54450	52935	52604	49471	47117	46536	46548
75.0	53606	51629	51063	47446	44694	42806	41301
80.0	53907	51436	50748	45846	41833	38071	34085
85.0	55936	52490	51502	45090	39597	33264	24908
90.0	66522	60711	59242	50798	43695	35284	18377

(cd/m²)

s24020004e

2024-04-01