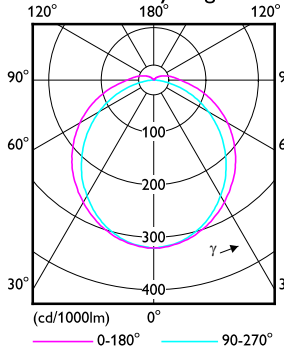


1 x PLED 5.5W 3000K 9290037576

1 x 600 lm

Polar intensity diagram

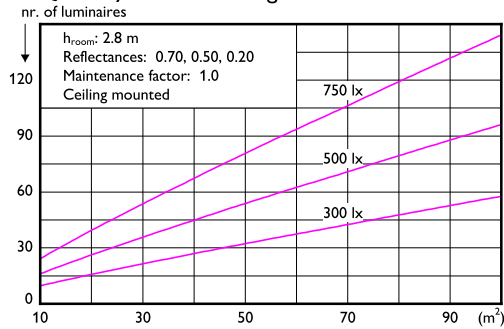


Light output ratio 1.00  
 Service upward 0.06  
 Service downward 0.94

CIE flux code 44 74 92 94 100

UGRcen (4Hx8H, 0.25H) 31

Quantity estimation diagram

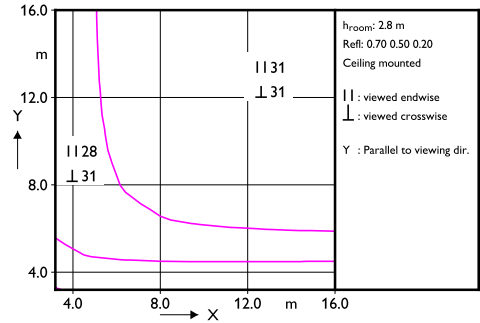


Utilisation factor table

Room Index k	Reflectances (%) for ceiling, walls and working plane (CIE)												
	0.80 0.80			0.70 0.70 0.70 0.70			0.50 0.50			0.30 0.30			0.00
	0.80	0.50	0.30	0.80	0.50	0.30	0.80	0.50	0.30	0.80	0.50	0.30	0.00
0.60	0.46	0.44	0.45	0.44	0.43	0.35	0.35	0.30	0.34	0.29	0.27		
0.80	0.56	0.53	0.55	0.53	0.52	0.44	0.43	0.38	0.42	0.37	0.34		
1.00	0.65	0.60	0.63	0.61	0.59	0.51	0.50	0.45	0.49	0.44	0.41		
1.25	0.73	0.67	0.71	0.68	0.66	0.58	0.57	0.52	0.55	0.51	0.47		
1.50	0.79	0.72	0.77	0.74	0.71	0.64	0.62	0.57	0.60	0.56	0.53		
2.00	0.89	0.80	0.86	0.82	0.78	0.72	0.70	0.66	0.68	0.64	0.61		
2.50	0.96	0.85	0.92	0.87	0.83	0.78	0.75	0.72	0.73	0.70	0.66		
3.00	1.01	0.88	0.97	0.91	0.86	0.82	0.79	0.76	0.77	0.74	0.70		
4.00	1.07	0.92	1.03	0.96	0.91	0.87	0.84	0.81	0.81	0.79	0.75		
5.00	1.11	0.95	1.06	0.99	0.93	0.90	0.87	0.85	0.84	0.82	0.78		

Ceiling mounted

UGR diagram



Luminance Table

Plane Cone	0.0	15.0	30.0	45.0	60.0	75.0	90.0
45.0	53420	52095	51301	50316	49760	50522	51638
50.0	52337	50755	49773	48462	47616	48333	49449
55.0	51242	49417	48272	46584	45398	45981	47006
60.0	50205	48086	46738	44614	43023	43335	44117
65.0	49318	46851	45268	42577	40441	40344	40718
70.0	48384	45550	43743	40425	37680	36863	36450
75.0	47708	44445	42407	38218	34587	32589	30749
80.0	47908	43901	41431	36173	31419	27715	23519
85.0	50066	45095	42257	35653	29470	23385	14970
90.0	60774	53454	49991	41544	33673	24213	3270

(cd/m<sup>2</sup>)

s24020004c

2024-04-01