

PHILIPS

CoreLine

-  Innovative
-  Easy-to-install
-  High-quality

Now available for all CoreLine luminaires:
Environmental product declarations

REAL PROS
REAL QUALITY



Real pros choose peak performance

Philips CoreLine. Easy installation. Excellent illumination.

Products for industry, office, education, healthcare, parking, retail, hospitality, streets, facades — and more!



Find out why real pros
rely on Philips CoreLine:
the full range of
innovative high-quality
and easy-to-install LED
lighting solutions.



3

Introduction

4

Discover what sets CoreLine apart

See why CoreLine is raising the bar in the industry.



5

CoreLine All-in luminaires

Get up to 9 codes in a single luminaire!

6

An LED light for every need

Discover the CoreLine range.



5 years
warranty!

7

Recommended CoreLine
products for every
application area

Learn about benefits and
features of every product.



14

Handy tools and services



No choice or no limits?

When lighting really matters, you want to offer your customers the absolute best in quality and choice. Philips CoreLine gives you all that and more with a full range of easy-to-install LED luminaires for every application and situation.

Enjoy more performance and variety with Philips CoreLine — the complete range of high-quality LED lighting that's setting the reference in the market.

www.philips.com/coreline



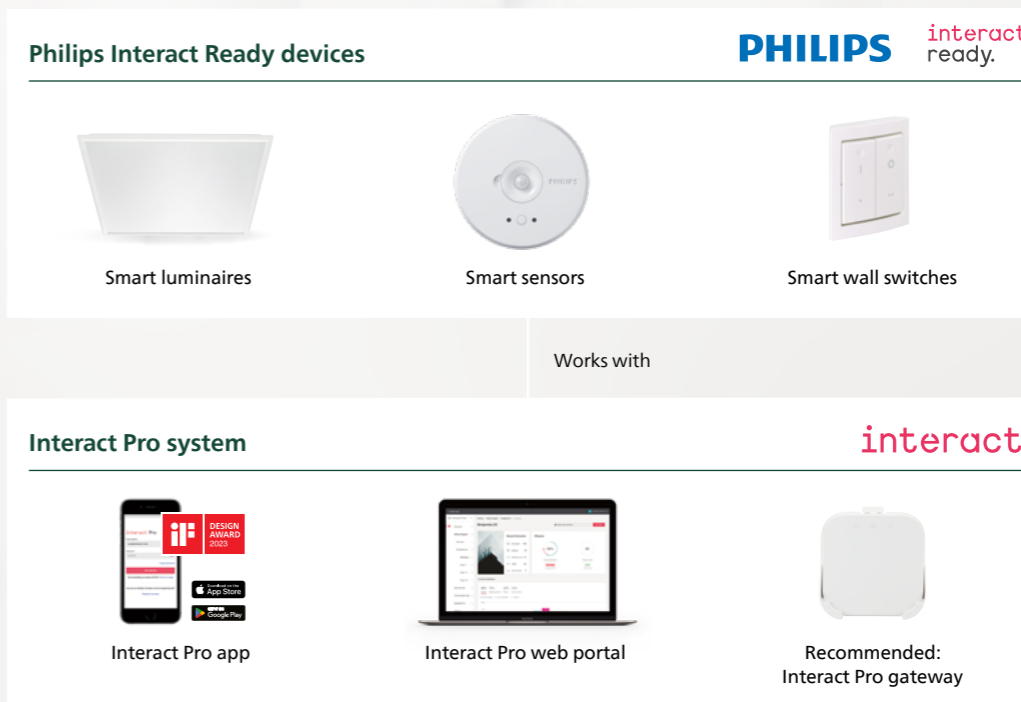
* Available for selected products, please see product details in this brochure



Innovative

With Philips CoreLine you get much more than high-quality and easy-to-install lighting solutions — you get LED lighting that’s setting the reference in the industry. The CoreLine range includes numerous luminaires that are Interact Ready, which means they work seamlessly with the wireless smart lighting system Interact Pro. It has never been easier to offer your customers the benefits of smart lighting!

How the smart lighting system comes together



Learn more on [interact-lighting.com/pro](https://www.interact-lighting.com/pro)



Easy-to-install

You know what really matters on the job. Fast and easy installation, right? You want to be in and out, quickly, efficiently and professionally. The CoreLine range has been designed to help you do exactly that. Look for the easy installation icon on the product pages to learn more!



High-quality

At the heart of CoreLine’s high-quality light is LED technology. Lasting up to 100,000 hours, its long lifetime enables you to meet every demand and provide the best lighting solution for every customer.

Up to
100K hrs
lifetime*

* Available for selected products, please see product details in this brochure

New:
Philips CoreLine All-in

All you need for maximum installation flexibility

CoreLine All-in luminaires integrate up to 9 codes in a single luminaire by combining 3 color temperatures and 3 lumen outputs. Enjoy unparalleled flexibility on-site at the flip of a switch and the ease-of-use you know you can expect from Philips CoreLine.

All this makes CoreLine All-in luminaires the perfect solution for any job — from new installations to maintenance work.



Here's how it works

- The lumen output and/or color temperature can be adjusted via an integrated switch*
- Multi ColorTemperature: 2700K – 4000K*
- Multi Lumen: 1,200 – 10,000 lm*



* Depending on product.



Your benefits



No more tough decisions

Reduced risk to pick the wrong luminaire. Just change the setting on location to fit the requirements.



Perfect for maintenance

Pick the right settings on-site while changing luminaires or adjust after installation to your clients' preferences.



Easy-to-install

Enjoy fast installation thanks to quick connectors.



Trusted Philips quality

All-in luminaires fulfill our highest standards to give you peace of mind. And happy customers.



The EU ban on fluorescent lamps is in force!
Learn how to easily find the perfect alternative at philips.com/ledconversion



You can easily recognize
CoreLine All-in products with this icon



Office | Education | Healthcare



Industry



Parking



Retail | Hospitality



Outdoor

Application specific areas

 interact ready. 100K hrs* 		 interact ready. 100K hrs* 		 interact ready. 100K hrs*		 interact ready. 100K hrs* 		 interact ready. 100K hrs* 		 interact ready.		 interact ready.		Street CoreLine Malaga	
 interact ready. 100K hrs* 		 interact ready. 100K hrs*		 interact ready. 100K hrs* 		 interact ready. 100K hrs* 		 interact ready. 100K hrs* 		 interact ready. 100K hrs* 		 interact ready.		Facade CoreLine Tempo	
 interact ready.		 interact ready. 		 interact ready. 100K hrs* 		 interact ready. 100K hrs* 		 interact ready. 100K hrs* 		 interact ready. 100K hrs* 		 interact ready. 100K hrs* 			
				 Maxos universal						 interact ready. 100K hrs* 		 interact ready. 100K hrs* 			



General/circulation areas (e.g. corridors, halls, entrance areas, stair cases, restrooms)

 interact ready. 100K hrs* 		 interact ready. 		 interact ready.		 interact ready. 		 interact ready.		 interact ready. 100K hrs* 		 interact ready. 100K hrs* 		 interact ready. 100K hrs* 	
CoreLine FastSet		CoreLine wall-mounted		CoreLine downlight		CoreLine slim downlight		CoreLine recessed spot		CoreLine panel		CoreLine recessed		CoreLine surface-mounted	

* Up to 100,000 hours lifetime. Available for selected products, please check product details.

** Available only until stock lasts

CoreLine panel

Recessed office LED luminaire for general lighting applications

All-in versions

- Easily adjust lumen output and/or color temperature via an integrated switch
- Interact Ready version: integrated wireless antenna for use with Interact Pro app and web portal
- Lifetime: Up to 100,000 hours (L80)** , 50,000 hours (L90)
- Available lumen packages with All-in: 3000K: 2,900/3,400/4,000 lm; 3500K and 4000K: 3,100/3,600/4,300 lm; 6500K: 3,100/3,600/4,300 lm
- Available color temperature package with All-in: 3000K/3500K/4000K

Single CCT versions

- Connectors: Green quick connector (compatible with Wieland), Schuko, Wago and Flywire
- Smooth surface of light for office compliance
- CRI 90 versions available
- Optional emergency lighting (EL) version available
- Special Ultra Efficient (UE) versions available with efficacy of up to 160 lm/W
- Highly energy-efficient with efficacy of up to 140 lm/W
- Surface mounted accessories, suspension set and plaster ceiling clips available



Easy installation
✓ Quick connector – simply detach, wire and re-connect with the luminaire

Install it in:

- Office, Education, Healthcare
- Retail, Hospitality
- General/ circulation areas

CoreLine FastSet


Energy-efficient 1-to-1 LED replacement for conventional surface-mounted/wall-mounted indoor luminaires

All-in versions

- Easily adjust lumen output and/or color temperature via an integrated switch
- Interact Ready version: integrated wireless antenna for use with Interact Pro app and web portal
- Lifetime: Up to 100,000 hours (L65)** / 50,000 hours (L80)
- Available lumen packages with All-in:
 - L602 mm: 1,700/1,900/2,200/2,600 lm
 - L1160 mm: 3,000/3,450/4,100/4,800 lm
 - L1440 mm: 3,700/4,250/5,100/6,000 lm
- Available color temperature package with All-in: 3000K/4000K

Single CCT versions

- Available lumen (4000K) :L1,160mm: 4,800 lm; L1440 mm 6,000 lm
- IP44 and IK06
- Install as standalone fixtures or connect to create lines of light
- Surface-mounted or wall-mounted



Easy installation
✓ Simple through-wiring
✓ More flexibility thanks to three cable entry options

Install it in:

- Parking
- General/ circulation areas

* This icon has been developed by Signify and is used as a self-certification for the Philips UltraEfficient lamps and luminaires. Save energy over standard LED with our UltraEfficient lamps (EEL label A) and luminaires (tier 3 in IEA 4E SSL ANNEX).
** Only available for selected products, please check product details on philips.com/coreline

CoreLine recessed

Recessed office LED luminaire for general lighting applications

All-in versions

- Easily adjust lumen output via an integrated switch
- **Interact Ready version: integrated wireless antenna for use with Interact Pro app and web portal**
- **Lifetime: Up to 100,000 hours (L70)* / 50,000 hours (L85)**
- **Available lumen packages with All-in: 3000K: 2,800/3,400/4,000 lm; 4000K: 3,100/3,700/4,300 lm**

Single CCT versions

- High lumen package available with office compliancy: 6,000 lm
- Suitable for plaster ceiling installation
- Easy connection (with looping)
- Office compliant optic available – OC version
- Flicker-free thanks to high-performance driver
- Surface mounted accessories, suspension set and plaster ceiling clips available



Slim design
with a height of
less than 44 mm

**DALI and
emergency
lighting options
available**

Easy installation
✓ Quick connector –
simply detach, wire
and re-connect
with the luminaire
✓ Various accessories
and looping enable
flexible installation

Install it in:
 Office, Education,
Healthcare
 Retail, Hospitality
 General/
circulation areas

CoreLine surface-mounted

Surface mounted LED luminaire for general lighting applications

All-in versions

- Easily adjust lumen output via an integrated switch
- **Interact Ready version: integrated wireless antenna for use with Interact Pro app and web portal**
- **Lifetime: Up to 100,000 hours (L70)* / 50,000 hours (L85)**
- **Available lumen packages with All-in: 3000K: 2,800/3,400/4,000 lm; 4000K: 3,100/3,700/4,300 lm**

Single CCT versions

- High lumen package available with office compliancy: 6,000 lm
- Easy connection (with looping)
- Flicker-free thanks to high-performance driver
- Suspension set available as an accessory



**DALI and
emergency
lighting options
available**

Easy installation
✓ Quick connector –
simply detach, wire
and re-connect with
the luminaire
✓ Various accessories
and looping enable
flexible installation

Install it in:
 Office, Education,
Healthcare
 Retail, Hospitality
 General/
circulation areas

CoreLine downlight

The perfect downlight for use in general lighting applications

- **Interact Ready version: integrated wireless antenna for use with Interact Pro app and web portal**
- **Lifetime: 50,000 hours (L80)**
- Office-compliant versions available (UGR19)
- Two sizes and lumen outputs available: Ø 150 mm/1,200 lm; Ø 200 mm/2,350 lm
- Reliable DALI
- IP54 and emergency lighting versions optionally available
- External driver and user-friendly push-in connector
- Up to 120 lm/W



Easy installation
✓ Standard cutout size
for 1:1 replacements
✓ Push-in connector for
fast and straightfor-
ward installation
✓ Through-wiring option
✓ Easy attachment with
spring fasteners

Install it in:
 Office, Education,
Healthcare
 General/
circulation areas

* Only available for selected products, please check product details on philips.com/coreline

CoreLine slim downlight

The ultra thin downlight for general lighting applications with limited built-in-height

All-in versions

- Easily adjust color temperature via an integrated switch in recessed versions
- Available color temperature package with All-in: 3000K/4000K
- Interact Ready version: integrated wireless antenna for use with Interact Pro app and web portal
- Lifetime: 50,000 hours (L70)

Single CCT versions

- Three sizes and lumen outputs available:
Ø 68 mm/650 lm; Ø 150 mm/1,100 lm; Ø 200 mm/2,100 lm
- "Surface of light" downlight solution
- Product height of less than 30 mm, slim design fits most ceiling types
- Recessed and surface-mounted version available



interact ready.



Surface-mounted versions available in 170 mm and 220 mm diameter



Easy installation

Easy installation

- ✓ Standard cutout size for 1:1 replacements
- ✓ Push-in connector for fast installation
- ✓ Through-wiring option
- ✓ Slim design is perfect for shallow ceilings

Install it in:

- Office, Education, Healthcare
- Retail, Hospitality
- General/ circulation areas

CoreLine wall-mounted

For circulation areas such as hallways and staircases

All-in versions

- Easily adjust lumen output and/or color temperature via an integrated switch
- Available color temperature package with All-in: 2700K/3000K/4000K
- Available lumen packages with All-in: 1,200/2,000 lm; 2,000/3,300 lm
- Interact Ready version: integrated wireless antenna for use with Interact Pro app and web portal
- Lifetime: 50,000 hours (L85)

Single CCT versions

- Direct replacement of traditional wall-mounted luminaires
- Optional motion detection, including daylight sensing, step-dimming and wireless grouping function with MDU
- Choice of drivers: DALI with DC compatible, wireless with Interact Ready
- Optional emergency lighting
- Choices of colors: white, black, gray



interact ready.



Water resistant and vandalproof as standard (IP65/IK10)



Optional half-moon accessory for decorative purposes

Easy installation

- ✓ Handy push-in connectors
- ✓ Through-wiring possibility

Install it in:


- General/ circulation areas

CoreLine recessed spot

Recessed spot for accent lighting purposes

- Interact Ready version: integrated wireless antenna for use with Interact Pro app and web portal
- Three lumen outputs available: 650 lm, 900 lm, 1,200 lm
- High-end materials for decorative applications and lens optics for a sparkly accent effect
- Flicker-free luminaire with high-performance driver
- Compatible with wide range of wall-dimmers
- Also available with DALI dimming
- Multiple rims available in white, aluminium and black
- Concrete installation housing available as accessory
- Slim design fits most ceiling types
- Now available in both 68 mm and 78 mm cutouts
- Lifetime: 50,000 hours (L70)

interact ready.



Modular product with many different rim options (color, shape, type)



Easy installation

Easy installation

- ✓ Push-in connector for fast and straight-forward installation
- ✓ Loop-in/loop-out possibility
- ✓ Slim design fits most ceiling types

Install it in:

- Retail, Hospitality
- General/ circulation areas

CoreLine highbay gen5

For warehouses and general manufacturing areas with medium/high height ceilings

- Highly efficient with up to 159 lm/W
- **Improved lifetime: 100,000 hrs (L75)**
- **Interact Ready version: integrated motion and daylight sensor enables the use with Interact Pro app and web portal**
- Lumen choices up to 30,000 lm and narrow and wide beam available
- Low glare without additional reflector accessories and CRI of >80
- High impact (IK08) and dust and water protection (IP65)
- Driver options: universal non-dimmable, DALI dimmable, Interact Ready with sensor
- Easy installation – single suspension hook and external connector, additional mounting bracket for more flexibility



interact ready.



Premounted IP-rated connector

Optional DALI dimming or smart lighting for further energy savings

- Easy installation**
- ✓ Single point mounting system
 - ✓ Ready to install with external IP-rated connector pre-mounted
 - ✓ Easier to handle, single-person installation is hassle free

Install it in:



Industry

CoreLine Value highbay

For warehouses and general manufacturing areas with medium/high height ceilings

- **Great value solution for essential projects**
- Very efficient with up to 140 lm/W
- Suitable for replacement of 250W/400W conventional highbays
- IP65 external electrical connection
- Lifetime: 50,000 hrs (L75)



Selection of optional accessories: reflectors and mounting bracket

High-quality die-cast aluminium housing

- Easy installation**
- ✓ External IP-rated connector
 - ✓ No need to open the luminaire for installation
 - ✓ Easy mounting on hook or optional bracket

Install it in:



Industry

CoreLine waterproof

Waterproof luminaire for applications such as parking garages, warehouses and general lighting

All-in versions

- Easily adjust lumen output via an integrated switch
- Available lumen packages with All-in: 2,700/4,500 lm, 3,700/6,000 lm
- Interact Ready version: integrated wireless antenna for use with Interact Pro app and web portal

Single CCT versions

- High mechanical (IK08) and water ingress protection (IP65)
- Many options available: L600/1,200/1,500, up to 12,000 lm, 3000K/4000K/6500K
- Energy savings and longer lifetime reduce operating costs
- Uniform, wide-beam light distribution, which supports easy and attractive lighting design
- Optional motion detection, emergency lighting, DALI and waterproof external connector (WEC)



interact ready.



Energy-efficient and long lifetime: up to 160 lm/W and up to 100K hrs (L70) lifetime*

Robust design enabling smarter, simpler and faster installation

Easy installation
 ✓ Longer sliders and improved locks for easier opening and closing
 ✓ Improved electrical design enables installation without using any tools

Install it in:



CoreLine batten

LED luminaires especially suitable for assembly lines and cove lighting

All-in versions

- Easily adjust lumen output via an integrated switch
- Available lumen packages with All-in: 4000K: 2,500/4,100/6,400 lm, 3,500/5,200/8,000 lm
- Interact Ready version: integrated wireless antenna for use with Interact Pro app and web portal

Single CCT versions

- Ideal for creating seamless and aesthetic light lines in warehouses and industrial spaces
- Smart product architecture for tool-free, easy and flexible installation, with through-wiring possibility
- Homogeneous light distribution in every application
- Direct replacement for conventional battens in terms of light performance, installation, flexibility and length
- Lifetime: up to 100,000 hours (L70)*
- Driver options: universal non-dimmable, DALI dimmable, Interact Ready



interact ready.



Openable top compartment for easy installation



Easy light line creation

Easy installation
 ✓ Quick connector – simply detach, wire and re-connect with the luminaire
 ✓ Various accessories and looping enable flexible installation

Install it in:



CoreLine trunking

Designed for supermarkets, warehouses and assembly areas

- Lifetime: 50,000 hours (L85)
- Very efficient with up to 165 lm/W
- Reduced maintenance and best lumens per € solution
- Excellent beam shapes and sparkle for product enhancement
- Highly efficient and reliable LED boards



Advanced optics enable precise and energy-saving beam shapes

DALI and emergency lighting options available

Easy installation
 ✓ Pre-assembled light unit – simply install and complete electrical connection
 ✓ Just two unique components needed to create a smooth light line

Install it in:



* Available for selected products, please check product details on philips.com/coreline

Maxos universal

Designed for easy conversion of fluorescent trunking systems to LED

- **High efficacy of up to 168 lm/W**
- High lumen output of up to 8000 lm (per 1.5 m)
- Lifetime: 50,000 hours (L90)
- Available with adjustable dip switch drivers and DALI drivers
- Excellent light quality with OptiSuit™ wide beam lens and polycarbonate opal cover
- **Possibility to re-use existing trunking backbones thanks to easy mechanical mounting**
- Compatible with a wide range of trunking rail profiles



Fixed output and DALI versions available

Dedicated range of accessories like blind units & through wiring harnesses

Easy installation

- ✓ Mechanical fixation by two springs covering multiple trunking backbones
- ✓ Through-wiring on back of panel
- ✓ Simple phase selection

Install it in:

- Industry
- Retail, Hospitality

CoreLine tubular waterproof (PC)

Industrial chic paired with easy maintenance

- Modern, industrial tube design with metal end caps, and black cable glands
- Perfect for customers looking for outstanding lighting design in offices, public buildings, and hospitality applications
- Single piece architecture – no loose parts
- **High mechanical (IK10) and water ingress protection (IP68)**
- Tubular shape prevents dust accumulation
- **Lifetime: 50,000 hours (L80)**
- **UV-resistant cover**



Efficacy of up to 130 lm/W for more energy savings



Hassle-free installation

Easy installation

- ✓ Push-in ext. connector
- ✓ Through-wired by default
- ✓ Fully flexible mounting with optional tilting and adjustable brackets

Install it in:

- Industry
- Office, Education, Healthcare

CoreLine tubular waterproof (PMMA)

Ultra resistance for demanding applications

- Single piece architecture
- Optimized for application in livestock sector, chemical and food industry
- High mechanical (IK06) and water ingress protection (IP67/IP69K)
- **Robust, PMMA cover material**
- Tubular shape prevents dust accumulation
- **UV-resistant cover**
- **Lifetime: 50,000 hours (L80)**
- Product architecture supports cleaning norms (no edges, grooves, or clips)
- Simple installation and removal of luminaire eases cleaning process
- High ingress protection enables cleaning with high-pressure water cleaners
- Supports compliance with food application standards (a.o. HACCP, IFS)



Extra high water ingress protection of IP67/IP69K*



Resistant PMMA cover and end caps

Easy installation

- ✓ Push-in external connector
- ✓ Through-wired by default
- ✓ Flexible positioning
- ✓ Fast installation means no downtime

Install it in:

- Industry

* Type of protection: IP67 (DIN EN 60529), IP69K (ISO 20653:2013)

CoreLine projector

Accent lighting for retail or hospitality areas

- **Compact design (ø 80 mm x 125 mm) with integrated driver**
- Modern and minimalistic look in white or black finish ensures the projector blends in to many interior designs
- One-to-one replacement of conventional CDM-standard-based projectors
- Fits to most standard 3C tracks in the European market
- 25 or 38 degree beam angle with 3,000 lm light output
- Energy-efficient: 100–110 lm/W
- **Lifetime: 50,000 hours (L75)**



Superior light quality with high color rendering (CRI 90)



White version

Easy installation

- ✓ Connectable to numerous track systems
- ✓ Surface-mounting possible with GA70 adaptor

Install it in:

Retail, Hospitality

CoreLine Malaga

Designed for general road, street and residential application

- **Reliable quality: aluminum die-cast housing and tempered flat glass**
- Maintainable, driver can be replaced
- Easy return on investment — by saving on lamp changes required for SON-T lamps, the investment in the luminaire quickly pays for itself.
- Available in 3,700 lm, 5,500 lm, 7,500 lm and 11,000 lm
- IP65 and IK08 provide durable operation



Available in **two optics (DM and DW) and two sizes**

Energy savings of 50 % reduce yearly running costs of the installation

Easy installation

- ✓ No need to open the luminaire to connect the power cable
- ✓ Glass cover can be removed for maintenance of the driver

Install it in:

Outdoor (Street)

CoreLine Tempo

Professional floodlight for general outdoor lighting, perfect for sports facilities, parking lots and industrial areas

- Replacement of conventional floodlights up to 400W
- High-performance asymmetrical and symmetrical optics
- U-shaped universal mounting bracket and external quick 3-pole IP68 connector
- Product available in 4 types/sizes:
 - **CoreLine Tempo small gen2 (BVP111)** – Length 285 mm
 - **CoreLine Tempo medium (BVP125)** – Length 383 mm
 - **CoreLine Tempo large (BVP130)** – Length 486 mm
- Reliable quality: Die-cast aluminum housing guarantees robustness, vibration-proof, wind force protection



Warm white and neutral white available

Seaside resistant treatment and swimming pool protection options available

Easy installation

- ✓ External quick 3-pole IP68 connector
- ✓ U-shaped universal mounting bracket for flexible application

Install it in:

Outdoor (Facade)

Real pros choose Philips LED lighting for

The best products


- We're setting new standards for high-quality products that result in less maintenance and fewer technical hiccups and that strengthen your reputation as a reliable lighting expert.
- Our products are designed with easy installation in mind, saving you time and money.
- From connected lighting solutions to 3D printed luminaires – with Philips you get LED lighting that's setting the reference in the industry and that keeps you ahead of the competition.

The widest portfolio

Whatever the need, whatever the budget: with our complete portfolio of LED lighting products you'll always have the right solution at hand.



A partner that understands the challenges you face, saves you time. Which is why we don't only offer a comprehensive portfolio of LED luminaires and lamps, but also handy online tools that make your life easier.



Installer hub

- All latest product information
- Installation videos and training
- Links to all tools
- And more!



Total cost of ownership calculator

- Calculate the total cost of your product in a few simple steps



Product finder

- Easily find the perfect LED lamp or luminaire for every budget and application demand

You and Signify – a reliable partnership

Signify, previously known as Philips Lighting, is the world leader in connected LED lighting systems, software and services. We proudly market the best lighting brands in the world, including Philips and Interact.

Close cooperation before, during and after projects is important to us. Our local service teams make sure you always get the competent support and information you need. We are closely working with local wholesalers to offer you flexible and on-time delivery – and product availability you can rely on.

To help you stay on top of your game the [Signify Lighting Academy](#) offers a comprehensive range of educational resources for you to grow your expertise and get certified.

Our global brands

PHILIPS

The Philips brand stands for quality and energy-efficiency in light. For over 125 years, Philips products have been at the forefront of innovation.

Today Philips is recognized as the leading brand in lighting.

interact

Interact is the brand of our IoT software and platform that manages smart lighting systems and the data that those systems collect.

Easy to install and set up, Interact software can be used in a wide range of application areas, from small offices to entire cities.

We aim to help you work faster, better, smoother. How? Check:



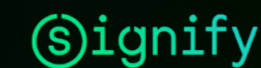
Driven by responsible innovation

Signify and Mercedes-AMG PETRONAS F1 Team are driven by a shared passion for technology and the desire to push the boundaries of what is possible.

Our innovations in lighting support the team's ambition to become one of the world's most sustainable in sport, serve the well-being and performance of the team, and deliver powerful experiences for fans, trackside and at home.

[Learn more at](#)

Signify is Official Lighting Partner of Mercedes-AMG PETRONAS F1 Team



Official Lighting Partner

AMG
PETRONAS
FORMULA ONE TEAM



© 2024 Signify Holding. All rights reserved. The information provided herein is subject to change, without notice. Signify does not give any representation or warranty as to the accuracy or completeness of the information included herein and shall not be liable for any action in reliance thereon. The information presented in this document is not intended as any commercial offer and does not form part of any quotation or contract, unless otherwise agreed by Signify.

Philips and the Philips Shield Emblem are registered trademarks of Koninklijke Philips N.V. All other trademarks are owned by Signify Holding or their respective owners.

www.philips.com/coreline