

Interact Pro for office applications

This is all you need for your smart lighting system

interact
ready.



Philips Interact Ready products



Interact Pro app



Interact Pro web portal



Interact Pro gateway

Simple lighting control and automation

Recommended for
advanced features

Post-pandemic office lighting needs to create modern workspaces that encourage employee creativity while promoting a return to the office. The Interact Pro system, together with Philips Interact Ready luminaires, creates inviting, enjoyable spaces tailored to employees' work requirements. The Philips luminaires provide a high level of visual comfort and a pleasant ambience without consuming more energy than necessary.

Install the Interact Pro smart lighting system to deliver:

Support for sustainability

- Save energy through demand-optimized lighting
- Avoid material waste with wireless and circular lighting

More flexible and efficient workplaces

- With the Interact Pro app, easily adjust light settings to meet the changing and varying needs of your workspaces
- Monitor and maintain the lighting system

Support for a healthier environment

- Help improve employee well-being with comfortable and automated lighting
- Use scene setting for an adaptable work environment that always provides the best lighting for any task
- Help enhance employee satisfaction with personalized lighting control options

Office lighting design insights

Display reflections

Minimize reflected glare on displays by using luminaires with proper office light distribution and a low glare ratio ($UGR \leq 19$).

Controls

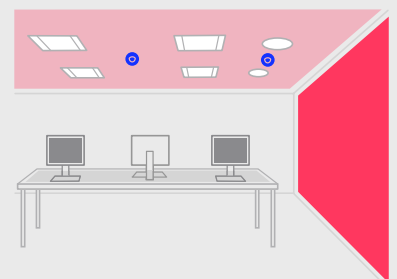
Sensors are located above desks for presence detection and close to windows for daylight detection.

Brightness

Create bright walls and ceilings by using wide light beams. This will make the entire space look more spacious and pleasant.

Illuminance requirements

EN12464-1 requires ≥ 500 lux at desks. A higher illuminance level helps enhance concentration and productivity.

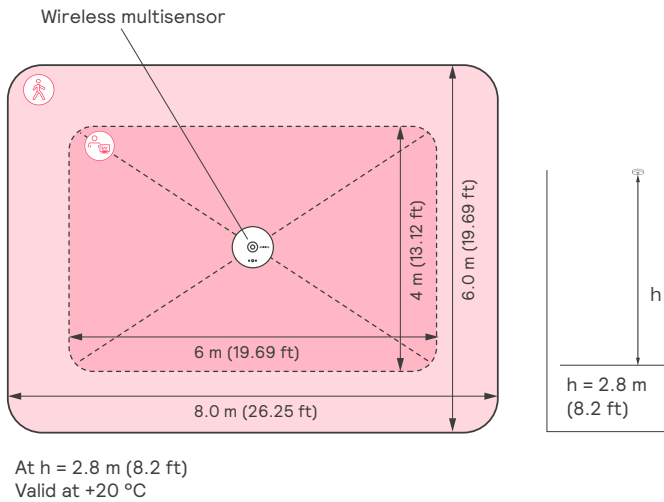


Sensor installation guidance

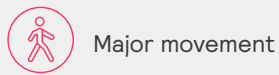
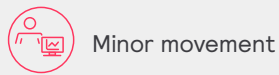
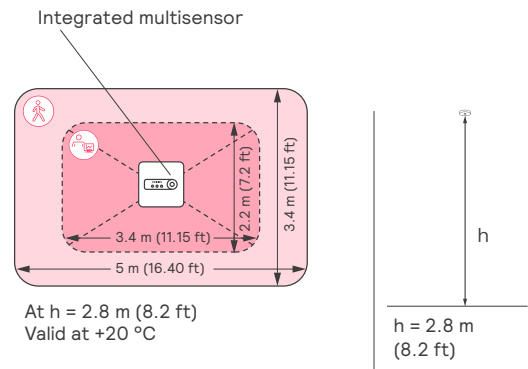
Easily enhance your smart lighting system with the Interact Ready external or luminaire-integrated wireless sensors. They trigger automatic responses to turn on, turn off or dim the lights according to occupancy detection and daylight variation. The result? Great energy savings and more control flexibility.

Motion detection area

With standalone wireless multisensor



With multisensor integrated in luminaire

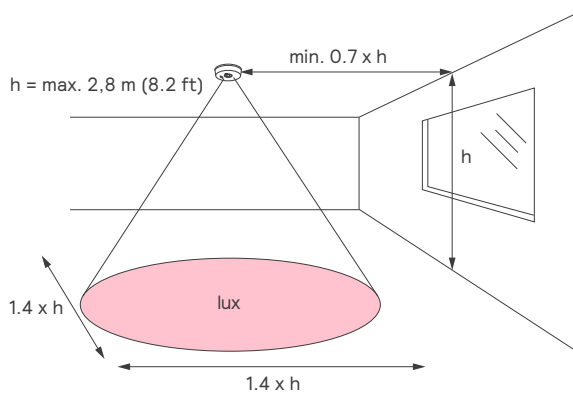


Typical office application height: 2.8 m

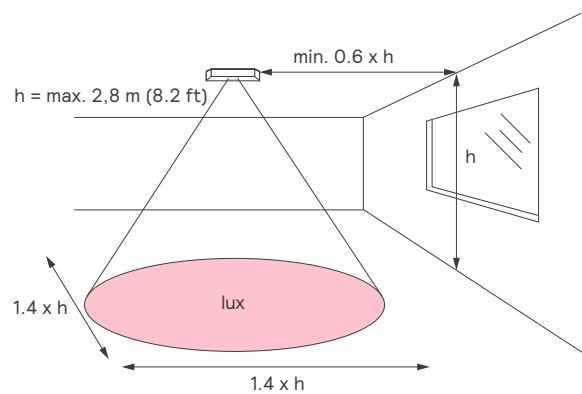
Make sure you take the rectangular motion detection area into account when determining your sensor layout.

Daylight detection area

With standalone wireless multisensor



With multisensor integrated in luminaire



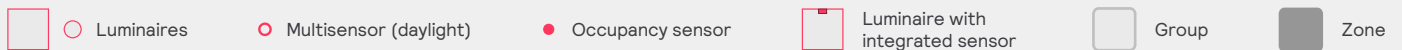
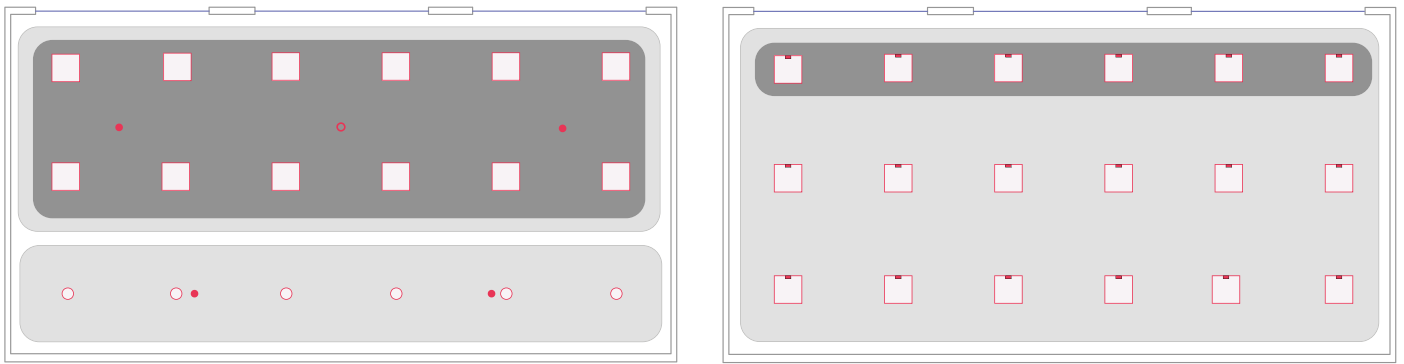
Installation guidance

Groups and zones

After installing and connecting all luminaires and controls to the Interact Pro app, you have the ability to group them together. A group consists of either zones or standalone lights. Zones enable you to control a set of luminaires as one entity, allowing them to dim or light up at the same time. You can assign luminaires to either groups or zones.

Each SNS-based luminaire has an integrated occupancy sensor that can trigger the group. Daylight regulation can be done on the basis of the individual luminaires. Additionally, each group can be activated by a maximum of 5 ZigBee Green Power sensors per group and 30 per network. Standalone lights and zones can be controlled individually to create scenes. Each zone can automatically adjust according to the amount of daylight, with sensors reacting to the light entering the office. Multisensors can also detect both movement and daylight.

Unlock more value with the Interact Pro gateway, including energy reporting, remote diagnostics, scene scheduling, off-site control, personal app control for lights and over-the-air upgrades.



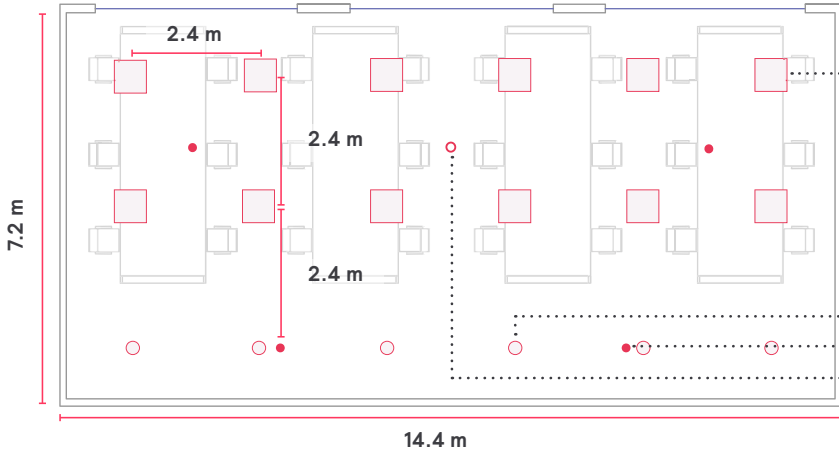
Installation guidance

Open-plan office with a typical luminaire arrangement and external sensors¹

interact ready. lighting available from

PHILIPS

Office height: 2.8 m



Luminaire options according to need and budget



Philips CoreLine downlight



Philips occupancy sensor



Philips occupancy-daylight sensor

Option 1: Easy to install solution with good efficiency

Budget:

Product name	Quantity	Order code
Philips CoreLine panel RC132V G5 36S/840 WIA W60L60 OC	12	911401858084
Philips CoreLine downlight DN140B LED20S/830 WIA-E C	6	910505101317
Philips OCC 0100A/02 BP Sensor WH	4	913701067003
Philips OCC 0101A/02 DL BP Sensor WH	1	913701067103

Optional

Philips Switch Dim 4B (UID8480/10)	2	913701055803
------------------------------------	---	--------------



Option 2: High efficiency and ultra slim design

Budget:

Product name	Quantity	Order code
CoreLine recessed RC136B 43S/840 WIA W60L60 OC	12	911401896781
Philips CoreLine downlight DN140B LED20S/830 WIA-E C	6	910505101317
Philips OCC 0100A/02 BP Sensor WH	4	913701067003
Philips OCC 0101A/02 DL BP Sensor WH	1	913701067103

Optional

Philips Switch Dim 4B (UID8480/10)	2	913701055803
------------------------------------	---	--------------



Option 3: Ultimate flexibility with a minimalistic look

Budget:

Product name	Quantity	Order code
Philips KeyLine SM350C 40S/840 WIA PCS L1200 WH	12	910925868366
Philips CoreLine downlight DN140B LED20S/830 WIA-E C	6	910505101317
Philips OCC 0100A/02 BP Sensor WH	4	913701067003
Philips OCC 0101A/02 DL BP Sensor WH	1	913701067103

Optional

Philips Switch Dim 4B (UID8480/10)	2	913701055803
------------------------------------	---	--------------



¹This meets the minimum norm requirements for office lighting

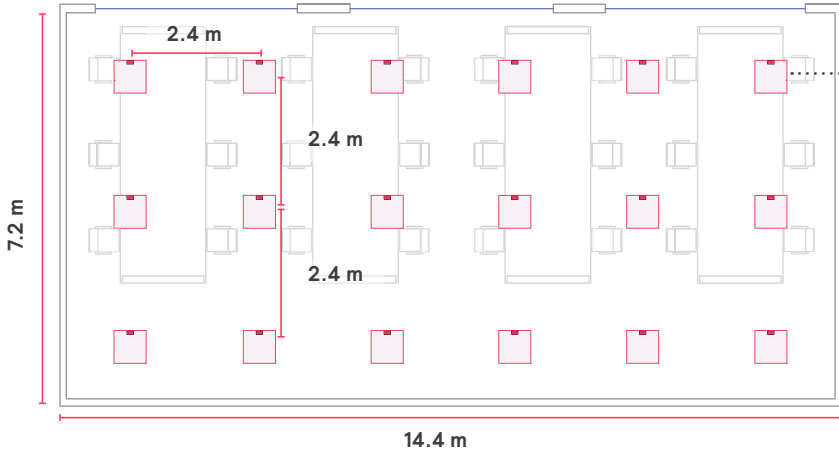
Installation guidance

Open-plan office with a typical luminaire arrangement (sensor integrated in luminaire)¹

Interact ready. lighting available from

PHILIPS

Office height: 2.8 m



Luminaire option according to budget

Option 1: Easy to install solution with good efficiency

Budget:



Product name	Quantity	Order code
Philips CoreLine panel RC132V G5 43S/840 SIA W60L60 OC IA4	18	910505102377

Optional

Philips Switch Dim 4B (UID8480/10)	2	913701055803
------------------------------------	---	--------------

Option 2: High-quality, sustainable choice²

Budget:



Product name	Quantity	Order code
Philips SlimBlend panel RC330V 42S/940 SIA W60L60 IA5 OC	18	910505102432

Optional

Philips Switch Dim 4B (UID8480/10)	2	913701055803
------------------------------------	---	--------------

Option 3: Ultimate flexibility and super high efficiency

Budget:



Product name	Quantity	Order code
Philips TrueLine SP530P LED40S/940 SRD U4 L1170ALU	18	910505103237

Optional

Philips Switch Dim 4B (UID8480/10)	2	913701055803
------------------------------------	---	--------------

Option 4: Tunable white-enabled lighting for well-being

Budget:



Product name	Quantity	Order code
Philips PowerBalance Tunable White RC461B LED80S/TW9 SIA W60L60 VPC U4 PIP	18	910505103383

Optional

Philips Switch Dim 4B (UID8480/10)	2	913701055803
------------------------------------	---	--------------



Tunable white

Tunable white luminaires can easily change LED intensities and correlated color temperature (CCT) to mimic natural daylight patterns for optimal visual comfort.

Interact Pro allows you to set the default color temperature of luminaires and create scenes with a specific color temperature at group level. Luminaires automatically output the defined light level and color temperature when switched on.

¹This meets the minimum norm requirements for office lighting

²Thanks to the recyclability and reparability of the product

Office product overview

Below is a selection of Philips Interact Ready products that are suitable for an office environment. All lighting complies with the new European norm EN12464-2021 in the given luminaire arrangement.

interact ready. lighting available from








PHILIPS

Recessed

Surface-mounted and suspended

						
PowerBalance	SlimBlend	TrueLine	FlexBlend	CoreLine recessed	TrueLine	SlimBlend

Panel

						
FlexBlend	KeyLine	CoreLine surface-mounted	MyCreation Accent cylinder	MyCreation Grand	CoreLine panel	CoreLine panel

Wall-mounted







Downlight

						
CoreLine wall-mounted	LuxSpace	GreenSpace	MyCreation GreenSpace PerfectFit	MyCreation GreenSpace PerfectFit	MyCreation Drum	CoreLine downlight

Recessed spot

Wireless external battery sensor

Mains powered external sensors

						Coming soon
CoreLine slim downlight	LuxSpace Accent	GreenSpace Accent	CoreLine recessed spot	OCC0100A/02 BP Sensor WH	OCC0101A/02 DL BP Sensor WH	

Wireless switch

Gateway

Other

				
Switch Dim 2B (UID8470/10)	Switch Dim 4B (UID8480/10)	Interact Pro wireless gateway	Interact Ready RF DALI Connector	DALI Extender

* Luminaires with integrated sensor

3D = 3D printed luminaires

For a complete product overview go to: [Philips.com/interact-ready](https://philips.com/interact-ready)

Tip: How to read our product type designations

You might stumble across the following abbreviations in the product names in the order lists of Philips Interact Ready products. Thanks to our legend, you can always order the right product with confidence.

U4 = Office sensor, with upgradable sensor slot

H4 = Highbay sensor

WIA = Wireless driver, Interact Ready

IA4 = Office sensor



© 2023 Signify Holding. All rights reserved. The information provided herein is subject to change, without notice. Signify does not give any representation or warranty as to the accuracy or completeness of the information included herein and shall not be liable for any action in reliance thereon. The information presented in this document is not intended as any commercial offer and does not form part of any quotation or contract, unless otherwise agreed by Signify.

All trademarks are owned by Signify Holding or their respective owners.

interact
by **signify**