



interact

Smart lighting for smart businesses

How can businesses benefit from smart lighting?


Smart lighting lets SMEs create workplaces that are more comfortable, more secure and more productive, all while boosting energy savings and meeting sustainability targets.

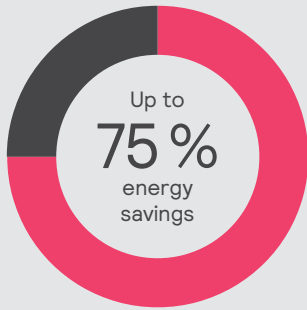

To make it easy for SMEs to enjoy the benefits of smart lighting, we're introducing the new Interact Pro scalable system. It's a cost-efficient and wireless solution for every step of your customer's smart lighting journey. The system is fully scalable, so it can grow as business requirements grow – from smart to super-smart.

Wherever you work, it works

- Perfect solution for projects of all sizes and scope
- No restriction on light points – ideal for offices, industrial sites, warehouses, schools and many more areas of application
- Wide range of Interact Ready lamps and luminaires, smart sensors and switches to cover all application needs

Fully compliant with all standard regulations to claim utility rebates (ASHRAE, Title 24, IECC, UL924, DLC)



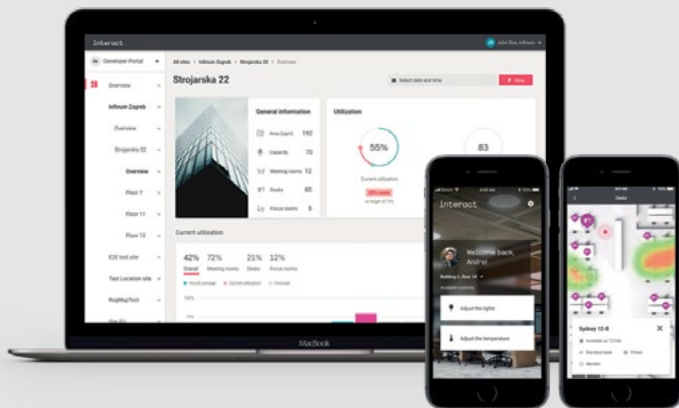


Step 1: Start simple and lay the foundation

- Smart lighting with luminaire integrated occupancy and daylight sensor
- Simply connect the Interact Ready luminaires, retrofit kits and lamps with the intuitive Interact Pro app through a Bluetooth connection.
- Add sensors, switches, 3rd party 0-10V or phase dimming luminaires.
- Set-up is simple and straightforward, just like SpaceWise: no need for additional wiring or access to the building's internet connection.
- Save up to 80% on installation and material cost compared with more complex systems.
- Boost energy savings up to 75% with the unique adaptive dimming and dwell time features.

Step 2: Scale up for more benefits by adding a gateway

- Instant access to cloud-based benefits and functionality such as scheduling, remote access, adaptation and energy monitoring, light point information regarding lifetime and health, as well as regular feature updates.
- Integrate with utilities for Open ADR based demand response strategy
- As your system grows, you can keep and build on all previously installed light points.

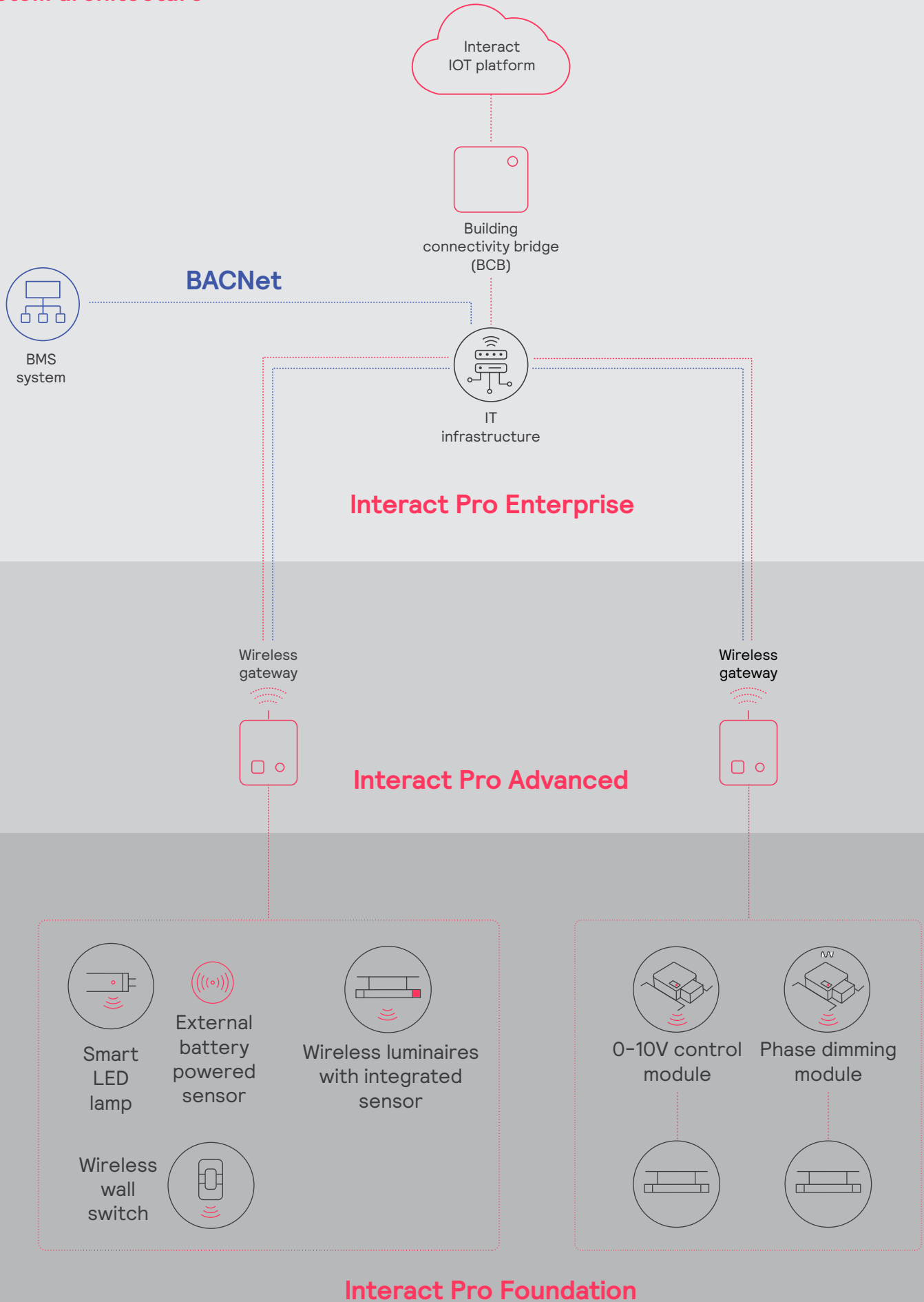


Step 3: Tap the full potential of the IoT

- Access to occupancy, asset health and environmental sensing data
- Optimize workspace quality, improve safety and productivity and boost employee engagement – even across multi-sites.
- Unlock more savings with BMS integration
- Minimize waste with real time way-finding and desk/room booking tools

Learn more about the benefits of Interact for SME at:
www.interact-lighting.com/interactproscalablesystem

System architecture



Interact IOT platform



Building connectivity bridge (BCB)

BACNet



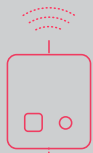
BMS system



IT infrastructure

Interact Pro Enterprise

Wireless gateway



Wireless gateway



Interact Pro Advanced



Smart LED lamp

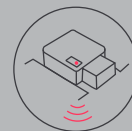


External battery powered sensor

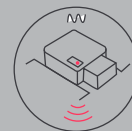


Wireless luminaires with integrated sensor

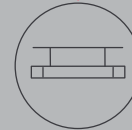
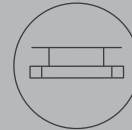
Wireless wall switch



0-10V control module



Phase dimming module



Interact Pro Foundation

Functionalities overview

| | | Foundation | Advanced | Enterprise |
|--|--|------------|----------|------------|
| Meet building codes | Integrated occupancy and daylight sensing | ✓ | ✓ | ✓ |
| | Manual ON | ✓ | ✓ | ✓ |
| | Partial automatic ON | ✓ | ✓ | ✓ |
| | Multi-level continuous dimming | ✓ | ✓ | ✓ |
| | Automatic shut-off control | ✓ | ✓ | ✓ |
| | Automatic daylight responsive control | ✓ | ✓ | ✓ |
| | Dimming, daylight harvesting & occupancy controls | ✓ | ✓ | ✓ |
| | Automatic receptacle control (Plug load control) | ✓ | ✓ | ✓ |
| | UL924 Emergency | ✓ | ✓ | ✓ |
| | Automatic Demand Responsive controls (Open ADR) | ✓ | ✓ | ✓ |
| Comply with DLC | Networking of luminaires and devices | ✓ | ✓ | ✓ |
| | Luminaire Level Lighting Control (LLLC, integrated) | ✓ | ✓ | ✓ |
| | High-end trim | ✓ | ✓ | ✓ |
| | Zoning | ✓ | ✓ | ✓ |
| | Individual addressability | ✓ | ✓ | ✓ |
| | Cybersecurity | ✓ | ✓ | ✓ |
| Maximize energy savings, rebates & comfort | Adaptive dimming (light when you need it, where you need it) | ✓ | ✓ | ✓ |
| | Dwell time | ✓ | ✓ | ✓ |
| | BlueTooth (BLE) connectivity | ✓ | ✓ | ✓ |
| | Scene control | ✓ | ✓ | ✓ |
| | Personal control | ✓ | ✓ | ✓ |
| | Energy reporting and export | | ✓ | ✓ |
| | Scheduling | | ✓ | ✓ |
| | Device monitoring/remote diagnostics | | ✓ | ✓ |
| Beyond code | Multi-site management | | ✓ | ✓ |
| | Floor plan visualization | | | ✓ |
| | Occupancy analytics (heatmaps) | | | ✓ |
| | BACnet integration | | | ✓ |
| | APIs (light control, occupancy, people count) | | | ✓ |
| | Physically swap/upgrade sensors | | | ✓ |
| IoT features | Room booking (e.g. meeting rooms) | | | ✓ |
| | Outlook and Google calendar integration | | | ✓ |
| | Desk booking | | | ✓ |
| | People Counting | | | ✓ |
| | Temperature & humidity sensing | | | ✓ |
| | Noise classification sensing | | | ✓ |
| | Wayfinding and Real Time Location Services (RTLs) | | | ✓ |
| | Indoor positioning SDK | | | ✓ |
| | Kiosk app, Space management app, Workspace app | | | ✓ |

Building blocks and luminaires

| | | | | | | | |
|---------------------------------|---|---|---|--|---|---|---|
| Foundation devices |  |  |  |  |  |  |  |
| | Interact-ready wireless luminaires | Wireless scene switches (SWS200) | Interact Pro app | 0-10V control module (SBZ10-CS) | Phase control module (SBELV-CS) | Plug load control module (RFSR10) | UL924 shunt module (ER100/00) |
| Optional devices for Advanced |  |  |  | | | | |
| | Wireless gateway (LCN 1840/05) | Battery powered sensor | Interact Pro portal | | | | |
| Optional devices for Enterprise |  |  |  |  | | | |
| | Wireless gateway (LCN 1850/05) | BCB (LCN 1860/05) | Interact web software application | Space management and Workspace mobile apps | | | |
| Ledalite luminaires |  |  |  |  |  | | |
| | ArcForm | BoldPlay | FloatPlane | Sona | SilkSpace | | |
| |  |  |  |  |  | | |
| | TruGroove recessed | TruGroove suspended | TruGroove recessed micro | EyeLine | ModiFly | | |
| Day-Brite luminaires |  |  |  |  |  | | |
| | ClearAppeal | DuaLED | EvoGrid | FluxGrid | SofTrace LED | | |
| |  |  |  |  |  | | |
| | FluxStream strip | FluxStream industrial | FluxStream wraparound | LBX suspended | FBY, FBX, HBY high bays | | |
| Lightolier luminaires |  |  |  |  | | | |
| | Calculite gen 3 | LyteProfile | EasyLyte | Commerical retrofit downlight | | | |
| Philips retrofit kits and lamps |  |  | Any 0-10V and phase dimming luminaires | |  |  | |
| | EvoKit | MasterConnect LED PAR and TLED | Any 0-10V and phase dimming luminaires | | Track lighting | Decorative lighting | |

Currently supported maximum system size

To be able to design the lighting system correctly for the customer, it is important to know the prime characteristics of the system, its possibilities and limitations.

| Feature | Out of the box | After firmware and software update |
|--|----------------|------------------------------------|
| System level | | |
| Total number of gateways | 1 | 10 |
| Total number of lights | 200 | 200 per gateway |
| • luminaires | 200 | 200 |
| • smart TLEDS | 170 | 200 |
| Total number of ZGP devices (sensors and switches) | 30 | 50 |
| • sensors | 15 | 30 |
| • switches | 15 | 50 |
| • zones and groups | 64 | 64 |
| Group level | | |
| Recommended number of lights | <25 | <25 |
| Number of ZGP devices | 5 | 5 |
| Number of scenes | 16 | 16 |