

PHILIPS

Ledinaire

- 👍 Trusted
- 💡 Reliable
- ★ Great value

**REAL
PROs
REAL
QUALITY**



Real pros count on reliable solutions for daily demands



Philips Ledinaire. Trusted performance. Every day.

a lighting brand by  Signify



New: Philips Ledinaire EcoSet

Small effort. Big savings.

Discover Ledinaire EcoSet for a simple upgrade from regular on-off lighting to an automated solution!



Here's how it works



Ledinaire EcoSet luminaire with integrated wireless controls

External motion and daylight detection sensor

Automated dimming

Your benefits

- **Simple wireless set-up of luminaires and sensors.** Install luminaires just like regular ones – it's fast and easy thanks to quick or toolless push-in connectors.
- **Thanks to quick "one-touch" set-up** of automatic dimming and dip switches for easy configuration, no advanced knowledge is required
- **Easy to maintain:** No batteries or software upgrades required - rely on the renowned quality of Philips Ledinaire luminaires
- **Best choice for budget-conscious customers:** Fast payback due to low initial investment and significant annual energy savings thanks to motion and daylight dimming



You can easily recognize the Ledinaire EcoSet products by this icon

Ledinaire EcoSet for offices

What you'll need



Ledinaire panel EcoSet



Ledinaire office sensor EcoSet



Ledinaire remote control EcoSet



Ledinaire wall switch EcoSet (optional)


✓ Lower energy bills

✓ Higher comfort

✓ Fast payback

Ledinaire EcoSet for parking

What you'll need



Ledinaire waterproof EcoSet



Ledinaire parking sensor EcoSet

Find detailed product information on pages 5, 9, 12 and 13

Philips Ledinaire All-in

All you need to pack for your next job



Here's how it works

- The lumen output and/or color temperature can be adjusted via an integrated switch.*
- Multi ColorTemperature: 2700K – 6500K*
- Multi Lumen: 550 – 6,800lm*



* Depending on product.

Philips Ledinaire All-in luminaires combine up to 6 codes into 1 by offering up to 3 color temperatures and up to 2 lumen outputs in a single luminaire.

Installation is made easy with our field-proven quick connector. Enjoy greatest convenience and flexibility on-site at the switch of a button.

These newest additions to the Philips Ledinaire family are your versatile solution for all jobs, be it new installations or maintenance.

New in the range:

Ledinaire slim downlight All-in (page 6)

Ledinaire floodlight All-in (page 11)



Your benefits



No more tough decisions

Reduced risk to pick the wrong luminaire. Just change the setting on location to fit the requirements.



Perfect for maintenance

Pick the right setting on-site while changing luminaires or adjust after installation to the clients' preferences.



Easy to install

Enjoy fast installation thanks to quick connectors.



Trusted Philips quality

All-in luminaires fulfill our highest standards to give you peace of mind. And happy customers.









You can easily recognize the Ledinaire All-in products by this icon












| | | | | |
|--|---|---|--|---|
|  Industry |  Parking |  Office Education Healthcare |  Retail Hospitality |  Outdoor |
|--|---|---|--|---|

Application specific areas

| | | | | | | |
|---|--|--|---|---|---|---|
|  Ledinaire batten |  Ledinaire batten |   Ledinaire panel |   Ledinaire panel EcoSet |    Ledinaire recessed downlight Ledinaire slim downlight |   Ledinaire floodlight | |
|  Ledinaire waterproof WT060C |  Ledinaire waterproof WT060C |  Ledinaire recessed |  Ledinaire surface-mounted |  Ledinaire recessed |  Ledinaire surface-mounted |  Ledinaire floodlight Solar |
|   Ledinaire waterproof WT065C |   Ledinaire waterproof WT065C |  Ledinaire recessed downlight |   Ledinaire ClearAccent |   Ledinaire panel |   Ledinaire ClearAccent | |
|  Ledinaire highbay |   Ledinaire waterproof EcoSet |   Ledinaire slim downlight | | | | |


General/circulation areas (e.g. corridors, halls, entrance areas, stair cases, restrooms)

| | | | | | |
|--|--|---|---|--|---|
|  Ledinaire square wall-mounted |  Ledinaire wall-mounted WL060V |   Ledinaire wall-mounted WL070V |  Ledinaire recessed downlight |   Ledinaire ClearAccent |   Ledinaire slim downlight |
|--|--|---|---|--|---|

Ledinaire panel

Energy efficient, professional luminaire for general lighting applications

All-in versions

- Easily adjust color temperature via an integrated switch
- Available color temperature package: 3000/3500/4000K (lumen output 3,400 lm/3,600 lm)
- Office compliant (OC)

Single CCT versions

- New: also available in rectangular shape (30 x 120 mm)
- 3,400 lm, 3,600 lm and 4,100 lm light output, efficacy 120lm/W
- Available in 4 color temperatures: 3000K, 3500K, 4000K and 6500K
- Improved lifetime: 75,000 hours (L70), 80,000 hrs (L80)
- Office compliant (OC) and non office complaint (NOC) versions available
- Accessories for plaster, surface-mount and suspension available, safety cable included in 60x60 versions
- Easy quick connector
- On/off (PSU) and dimmable (PSD) driver available



Benefits:

- Trusted performance: Philips quality tested driver
- Quick connector – simply open connector, wire the quick connector and close
- Diffuse comfortable light output

Install it in:

- Office, Education, Healthcare
- Retail, Hospitality

Ledinaire panel EcoSet

Energy efficient, professional luminaire for a simple upgrade from regular on-off lighting to an automated solution

- Integrated wireless driver
- 3,400 lm light output, efficacy 120 lm/W
- Available in 4000K
- Office compliant (OC)
- Accessories for plaster, surface-mount and suspension available
- Lifetime: 75,000 hours (L70); 50,000 hours (L80)
- Combine with external wireless motion and daylight sensor to enable automated dimming
- Adjustable sensor parameters for personalized lighting behavior, via dip switches or remote control



Benefits:

- Philips quality and reliability
- Energy saving due to automated dimming via external sensors
- Simple to install and set up using remote control


Install it in:

- Office, Education

Ledinaire recessed

Energy efficient, professional luminaire for general lighting applications

- Square versions available
- Recessed versions available
- 3,400 lm and 4,000 lm light output versions
- Improved lifetime: 75,000 hours (L65), 50,000 hours (L75)



Benefits:

- Philips quality and reliability
- Energy saving
- Diffuse comfortable light

Install it in:

- Office, Education, Healthcare
- Retail, Hospitality

¹ Comparing the Ledinaire panel RC075 345/840 ESW W60L60 OC EcoSet SC with the regular Ledinaire panel RC065B G5 345/840 PSU W60L60 OC SC, assuming the EcoSet luminaire is dimmed to 20% and switched off when not in use. The lights are used for an average of 11.53 hours per day (3,000 hours annually), with 100% brightness for 7 hours, 20% for 4 hours, and switched off for the rest of the day.

Ledinaire surface-mounted

Energy efficient, professional luminaire for general lighting applications

- Rectangular versions available
- Surface-mounted versions available
- 3,400 lm and 4,000 lm light output versions
- Office compliant (OC) and non-office compliant (NOC) versions available
- Improved lifetime: 75,000 hours (L65), 50,000 hours (L75)



Benefits:

- Philips quality and reliability
- Energy saving
- Diffuse comfortable light

Install it in:

- Office, Education, Healthcare
- Retail, Hospitality

Ledinaire slim downlight

Energy efficient, professional luminaire for general lighting applications

All-in versions

- Easily adjust color temperature via an integrated switch
- Recessed round shape
- Available color temperature package: 3000K/4000K/6500K
- Different sizes: D150 mm and D200 mm
- IP44 front
- Easy quick connector
- Direct IC
- Lifetime: 50,000 hours (up to L70)
- Optional trim colors available as accessory
- Slim product architecture with product height of ~25mm (external driver version)



Benefits:

- Philips quality and reliability
- Long lifespan and high energy savings
- Fast and easy installation with push-in connector box with new version

Install it in:

- Office, Education, Healthcare
- Retail, Hospitality
- General/circulation areas

Single CCT versions

- Available in different sizes and shapes:
 - Recessed round: D150 mm and D200 mm
 - Recessed square: D150 mm
 - Surface-mounted round: D175 mm and D225 mm
- Wide range of wattages (11W, 20W) and color temperatures (3000K, 4000K, 6500K)
- IP40 front
- Easy installation into low suspension or false ceilings
- Direct IC



Benefits:

- Philips quality and reliability
- Long lifespan and high energy savings
- Fast and easy installation through integrated driver

Install it in:

- Office, Education, Healthcare
- Retail, Hospitality
- General/circulation areas

Ledinaire ClearAccent

Reliable lighting performance with precise design

All-in versions

- Easily adjust color temperature via an integrated switch
- Available color temperature package: 2700K/3000K/4000K
- Option of 40° and 60° beam angle
- IP65 front (bathroom zones 1, 2 and 3)
- Easy quick connector (loop-in-loop-out) and plug-in quick connector
- Available in White and Black, optional trim colors available as accessory (Silver and Gold)
- 550 lm light output
- Adjustable head
- Direct IC



Benefits:

- Philips quality and reliability
- Wide range of applications
- Easy installation with plug-in quick connector

Install it in:

- Office, Education, Healthcare
- General/circulation areas

Single CCT versions

- Multiple color temperature options: 2700K, 3000K and 4000K
- Fixed and adjustable versions available
- Integrated driver
- Options with or without connector box (loop-in/loop-out)
- Up to 550lm light output
- 36° beam angle, IP20
- Modern, unobtrusive design
- Direct IC and Non-IC options



Benefits:

- Philips quality and reliability
- Energy saving
- Faceted reflector look and feel

Install it in:

- Office, Education, Healthcare
- General/circulation areas

Ledinaire recessed downlight

Energy efficient, professional luminaire for general lighting applications

- Available in two sizes: D150 mm and D200 mm
- 1,200 lm and 2,400 lm light output
- 3000K and 4000K versions
- Modern, unobtrusive design
- IP54 front



Benefits:

- Reliable Philips performance during useful lifetime
- Energy saving
- Reduced glare and less visible light source

Install it in:

- Office, Education, Healthcare
- Retail, Hospitality
- General/circulation areas

Ledinaire wall-mounted WL070V

Professional wall-mounted luminaire for staircases and circulation areas

All-in versions


- Easily adjust lumen output and light color temperature via an integrated switch
- Available lumen package: 1,100 lm/1,700 lm
- Available color temperature options: 3000K/3500K/4000K



Benefits:

- Philips quality and reliability
- Energy saving
- Wide range of applications

Install it in:

 General/circulation areas

Single CCT versions

- Two lumen packages: 1,100 lm, 1,700 lm
- Two color temperature options: 3000K, 4000K
- Optional motion detection and daylight sensor, including DIP-switch dimming in two steps: 10% and 25% (MDU version)
- High protection with IP65 and IK08, suitable for outdoor applications*
- One size: D300mm

Ledinaire wall-mounted WL060V

Professional wall-mounted luminaire for indoor lighting applications


- Two lumen packages and sizes: 1,100 lm (D300 mm) and 1,700 lm (D350 mm)
- Two color temperature options: 3000K, 4000K
- Possibility for through-wiring
- Optional motion detection and daylight sensor
- Full opal cover providing homogeneous light effect
- IP44 rating, perfect for indoor applications



Benefits:

- Philips quality and reliability
- Energy saving
- Diffuse comfortable light without a frame

Install it in:

 General/circulation areas

Ledinaire square wall-mounted

Energy efficient, professional wall-mounted luminaire for transportation areas


- Direct replacement of conventional TCH329 luminaire (with dimensions: 374 x 150 x 82 mm)
- Optimized lumen package with two color temperature options: 3000K (with 600 lm) and 4000K (with 630 lm)
- High protection with IP65 and IK08
- Optional movement detection and emergency lighting



Benefits:

- Philips quality and reliability
- Energy saving
- Wide application coverage
- Easy to install

Install it in:

 General/circulation areas

*For outdoor operation: all cables must run indoors with a maximum distance of 10 meters

Ledinaire waterproof WT065C

Professional quality waterproof LED luminaire for use in industrial and other waterproof settings

All-in versions

- Easily adjust lumen output via an integrated switch
- Available lumen packages with All-in: 2,900 lm/4,800 lm; 4,100 lm/6,800 lm
- Robust and waterproof luminaire
- 1,200 mm and 1,500 mm lengths
- Through-wiring versions available (1-phase)
- Efficacy up to 135 lm/W
- Improved lifetime: 75,000 hours (L70)



Benefits:

- Flexible mounting bracket positioning
- Toolless push-in connectors
- Diffuse comfortable light

Install it in:

- Industry
- Parking

Ledinaire waterproof WT060C

Professional quality waterproof LED luminaire for use in industrial and other waterproof settings

- Robust and waterproof luminaire, slim design
- 600 mm, 1,200 mm, 1,500 mm and 1,800 mm lengths
- Through-wiring versions available (1-phase)
- Efficacy up to 120 lm/W
- Improved lifetime: 75,000 hours (L70)



Benefits:

- Low height design with less dust accumulation
- Toolless push-in connectors
- Diffuse comfortable light

Install it in:

- Industry
- Parking

Ledinaire waterproof EcoSet

Energy efficient, professional luminaire for a simple upgrade from regular on-off lighting to an automated solution

- Integrated wireless driver
- Combine with external wireless motion and daylight sensor to enable automated dimming
- Robust and waterproof luminaire
- Easy to install thanks to metal clips, longer sliders and toolless push-in connectors
- 4,800/6,800 lm light output, efficacy 140 lm/W
- Available in 4000K
- Two lengths available (1,200 mm/1,500 mm)
- Ceiling mounted brackets and suspension hooks included



Benefits:

- Philips quality and reliability
- Energy saving due to automated dimming via external sensors
- Simple to install and set up

Install it in:

- Parking

¹ Comparing the Ledinaire waterproof WT075C 48S/840 ESW L1200 EcoSet with the regular Ledinaire waterproof WT065C G3 LED48S/840 PSU L1200. The lights are on for 24 hours per day (8,760 hours annually), with 100% brightness for 12 hours and 20% brightness for 12 hours.

Ledinaire batten

Designed for general lighting and cove lighting applications

- Lumen output from 480 lm to 2,600 lm
- Light line creation possible
- Mounting accessories included



Benefits:

- Trusted performance
- Low early failures

Install it in:

- Industry
- Parking

Ledinaire highbay

Designed for high ceiling industry applications

- Energy savings of up to 55% compared to HID system
- Improved lifetime: 75,000 hours (L70)
- IP65 rated connector for safe installation



Benefits:

- Hassle-free installation with single point suspension
- 1 to 1 replacement for conventional highbays

Install it in:

- Industry

Ledinaire floodlight Solar

Easy to install, energy-saving solar floodlight solution

- Solar powered floodlight
- Infra-red remote control allows you to choose between several pre-set modes
- 900 lm/1800 lm/2800 lm/4500 lm
- Available in 3000K and 4000K versions
- CRI 80
- IK06, IP65
- Electrical class III



Benefits:

- More freedom of installation since there is no need to connect to the electrical grid
- Replace 100W, 200W, 300W and 500W halogen floodlights
- Easy configuration with remote control

Install it in:

- Outdoor

Ledinaire floodlight

Energy efficient professional floodlight range for outdoor areas

All-in versions

- Easily adjust color temperature via an integrated switch

Single CCT versions

- Available with and without motion sensor
- 10W/20W/50W/70W/100W/150W and 200W
- IP65
- IK07 BVP164 sensor version
- IK08 BVP165
- Symmetrical and asymmetrical beams
- Lifetime: 50,000 hrs (L80)
- Prewired connection



Benefits:

- Good quality finishing and design
- Reliable driver, less early failures
- Light output to meet standard applications
- Easy to install, supplied with stripped cable

Install it in:



Outdoor

Ledinaire EcoSet devices

Ledinaire office sensor EcoSet

For motion and daylight sensing


- Simple setup via remote
- Configuration via dip switches or remote
- Detection range: 5 m radius (at 3 m height)
- Wireless communication (Bluetooth mesh)
- IP20 rating
- For recessed and surface-mounted applications
- Low maintenance as not powered by batteries



Benefits:

- Simple to setup
- Easy to maintain (mains powered, no battery)
- Budget-friendly

Install it in:

 Office, Education

Ledinaire remote EcoSet

Simple tool for quick setup of lights via Bluetooth

- Allows configuration of sensor parameters during and after installation
- Easily adjust light settings (e.g. hold time or background level)
- Retains memory for last 8 groups



Benefits:

- Philips quality and reliability

Ledinaire wall switch EcoSet

For manual switching and dimming


- Wireless technology enables flexible use by end user, whether on the table or on the wall
- Quick installation due to one-touch commissioning
- IP20 rating



Benefits:

- Philips quality and reliability

Install it in:

 Office, Education

¹ Energy savings: in comparison of Ledinaire EcoSet with regular Ledinaire luminaires of the same specifications thanks to automated dimming and motion sensing.

Ledinaire parking sensor EcoSet

For motion and daylight sensing

- Simple setup: Sensor is automatically put into operation when activated and automatically connects to lights within its radio range
- Detection range:
 - 4m radius (@3m height) for people
 - 2m radius (@3m height) for cars
- Wireless communication
- Easy configuration of settings via dip switches
- Suitable for extreme conditions:
 - Temperature: -35°C to ~50°C
 - Humidity: 0% to ~95%
- IP65 rating
- For surface-mounted applications
- AC powered



Benefits:

- IP65
- Easy to maintain (mains powered)
- Simple to setup

Link available in May

Install it in:



Parking

You and Signify – a reliable partnership

Signify, previously known as Philips Lighting, is the world leader in connected LED lighting systems, software and services. We proudly market the best lighting brands in the world, including Philips and Interact.

Close cooperation before, during and after projects is important to us. Our local service teams make sure you always get the competent support and information you need. We are closely working with local wholesalers to offer you flexible and on-time delivery – and product availability you can rely on.

To help you stay on top of your game the [Signify Lighting Academy](#) offers a comprehensive range of educational resources for you to grow your expertise and get certified.

Our global brands

PHILIPS

The Philips brand stands for quality and energy-efficiency in light. For over 125 years, Philips products have been at the forefront of innovation.

Today Philips is recognized as the leading brand in lighting.

interact

Interact is the brand of our IoT software and platform that manages smart lighting systems and the data that those systems collect.

Easy to install and set up, Interact software can be used in a wide range of application areas, from small offices to entire cities.

We aim to help you work faster, better, smoother. How? Check:



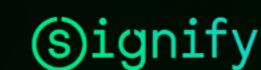
Driven by responsible innovation

Signify and Mercedes-AMG PETRONAS F1 Team are driven by a shared passion for technology and the desire to push the boundaries of what is possible.

Our innovations in lighting support the team's ambition to become one of the world's most sustainable in sport, serve the well-being and performance of the team, and deliver powerful experiences for fans, trackside and at home.

[Learn more at](#)

Signify is Official Lighting Partner of Mercedes-AMG PETRONAS F1 Team



Official Lighting Partner

AMG
PETRONAS
FORMULA ONE TEAM



© 2024 Signify Holding. All rights reserved. The information provided herein is subject to change, without notice. Signify does not give any representation or warranty as to the accuracy or completeness of the information included herein and shall not be liable for any action in reliance thereon. The information presented in this document is not intended as any commercial offer and does not form part of any quotation or contract, unless otherwise agreed by Signify.

Philips and the Philips Shield Emblem are registered trademarks of Koninklijke Philips N.V. All other trademarks are owned by Signify Holding or their respective owners.

www.philips.com/ledinaire