

## DESCRIPTION

Miniature size, decorator finishes, push-in connectors, economy, all combine to make single-circuit Miniature Trac perfect for residential or commercial use. Polarized connectors and end caps are molded polycarbonate. Halo Miniature Trac accepts both Halo and Lazer-by-Halo lampholders.

Catalog #		Type
Project		
Comments		Date
Prepared by		

## SPECIFICATION FEATURES

### A. Structural

Extruded aluminum .060" [1.5mm] nominal wall thickness

### B. Line Conductor:

Solid copper bus bars [cross section equivalent to #12 AWG wire].

### C. Insulating Liner

Extruded polyvinyl insulator.

### D. Ground Conductor

Exclusive independent grounding bus conductor. Maintains an independent positive ground #12 AWG path between lampholder, Trac channel and building's ground system.

### E. Neutral Conductor


Cross section equivalent of #12 AWG wire.

### F. Polarity Indicator (Neutral)

Visual polarity groove indicates proper electrical installation of lampholder adapter.

### Listings

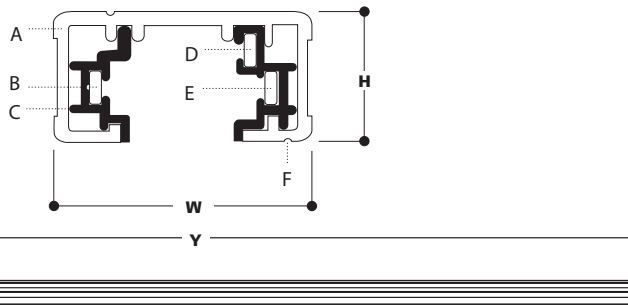
cULus listed for use with Halo and Lazer-by-Halo lampholders.



**L650, L651  
L652, L653**

**MINIATURE  
SINGLE CIRCUIT  
TRAC SYSTEM**

**Power-Trac  
120V**



## ORDERING INFORMATION

SAMPLE NUMBER: L651MB

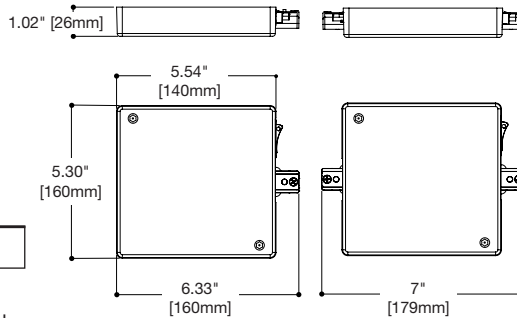
Trac		Finishes		Accessories		Connectors	
L650=2' L651=4'	L652=8' L653=12'	P=Satin White MB=Matte Black BZ=Bronze	AB=Antique Brass PB=Polished Brass SL=Silver	(See Below)		<b>L900</b> Outlet Box Cover <b>L901</b> Live End connector <b>L902</b> Flexible Connector <b>L903</b> Straight Connector <b>L904</b> L Connector <b>L905</b> T Connector <b>L906</b> X Connector <b>L907</b> Outlet Box for use with T-Bar ceiling <b>L908</b> Mini Joiner <b>L909</b> Floating Canopy and Connector <b>L950</b> Cord and Plug Connector <b>L979</b> Conduit Continuation Kit <b>L980</b> Live End Conduit Adapter <b>DE600</b> Dead End	
<b>L650</b>	<b>L651</b>	<b>L652</b>	<b>L653</b>				
L =2' Nominal Actual length: 20-1/8" [511mm] W=1 3/8" [35mm] H =11/16" [17.5mm]	L =4' Nominal Actual length: 44-1/8" [1121mm] W=1 3/8" [35mm] H =11/16" [17.5mm]	L =8' Nominal Actual length: 98-1/8" [2492mm] W=1 3/8" [35mm] H =11/16" [17.5mm]	L =12' Nominal Actual length: 140-1/8" [3559mm] W=1 3/8" [3559mm] H =11/16" [17.5mm]				
<b>Finish Codes</b>	<b>Finish Codes</b>	<b>Finish Codes</b>	<b>Finish Codes</b>				
P = White MB = Black B = Polished Brass SL =Silver	P = White MB = Black BZ = Bronze AB = Antique Brass B = Polished Brass SL =Silver	P = White MB = Black BZ = Bronze AB = Antique Brass B = Polished Brass SL =Silver	P = White MB = Black SL =Silver				
				<b>Accessories</b>			
				<b>L951</b> Wire Way Cover for Pendant Assembly Kit <b>L983</b> T-Bar Attachment Clip <b>L992</b> Pendant Kit assembly <b>L48</b> 48" Steel Stem <b>L994</b> Pendant Adapter			
				<b>Current Limiter - End Feed</b>			
				<b>LC901CB120</b> =120W (1A @ 120V) <b>LC901CB300</b> =300W (2.5A @ 120V) <b>LC901CB600</b> =600W (5A @ 120V) <b>LC901CB960</b> =960W (8A @ 120V) <b>LC901CB1200</b> =1200W (10A @ 120V)			
				<b>Current Limiter - Center Feed</b>			
				<b>LC903CB120</b> =120W (1A @ 120V) <b>LC903CB300</b> =300W (2.5A @ 120V) <b>LC903CB600</b> =600W (5A @ 120V) <b>LC903CB960</b> =960W (8A @ 120V) <b>LC903CB1200</b> =1200W (10A @ 120V)			
				<b>Finish Codes</b>			
				P = White MB = Black			

**DESCRIPTION**

**LC901, LC903 Current Limiter - End and Center Feeds**


End-feed and Center-feed capable:  
 Five breaker sizes are available. Consult factory if other sizes are required. Can be utilized on hard or grid ceilings. Can be used with pendant suspended track. Breaker can be used as an on-off switch. Breaker features a "tripped" condition indicator. Approved by the California Energy Commission – meets Title 24 requirements. cULus Listed

Feed Type	Circuit 1 Breaker	Finish
<b>LC901</b> = Halo Power-Trac 1-Circuit End Feed  <b>LC903</b> = Halo Power-Trac 1-Circuit Center Feed	<b>CB120</b> = 120W (1A @ 120V)  <b>CB300</b> = 300W (2.5A @ 120V)  <b>CB600</b> = 600W (5A @ 120V)  <b>CB960</b> = 960W (8A @ 120V)  <b>CB1200</b> = 1200W (10A @ 120V)	<b>P</b> = White <b>MB</b> = Black



Sample catalog number: LC901CB120P  
 (Field assembly of feed and circuit breaker required)

Consult factory for Single Circuit Center-feed requiring two circuit breakers



**LC901  
LC903**


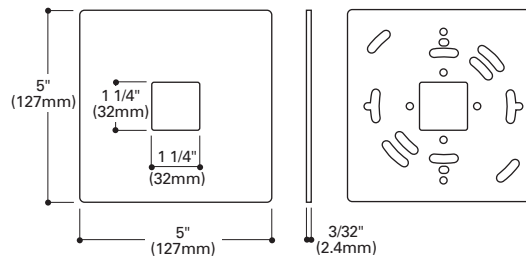
**L900 Outlet Box Cover**

Can be used at any electrical feed connection point (Live, Straight, L, T or X). Drill guides on back for virtually all standard outlet boxes. Size: 5" sq. Screws included.

Color codes: P (White), MB (Black)

**ORDERING INFORMATION**

Connector	Finish
<b>L900</b>	



**L900**

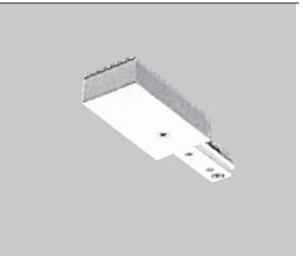
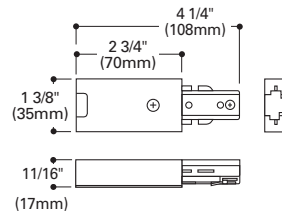
**L901 Live End Connector**

To start a run.

Color codes: P (White), MB (Black)

**ORDERING INFORMATION**

Connector	Finish
<b>L901</b>	



**L901**

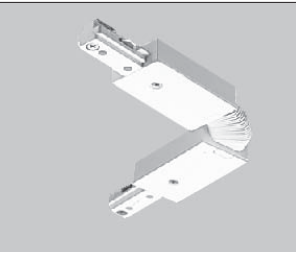
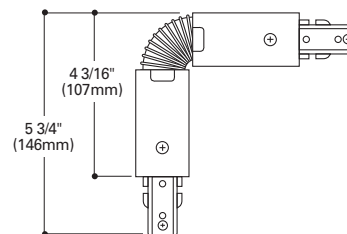
**L902 Flexible Connector**

To connect two track sections at any angle up to 90° in either plane or wall to ceiling or pitched ceiling applications.

Color codes: P (White), MB (Black)

**ORDERING INFORMATION**

Connector	Finish
<b>L902</b>	




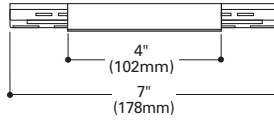
**L902**

**DESCRIPTION**

**L903 Straight Connector**

To connect two track sections end-to-end. L903 differs from mini connector L908 in that it provides a center feed option and is longer. May be used as feed point.

**Color codes:** P (White), MB (Black)



**L903**


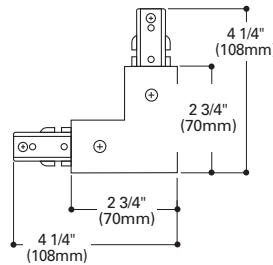
**ORDERING INFORMATION**

Connector	Finish
<b>L903</b>	

**L904 L Connector**

To connect two track sections at a right angle. Field adjustable for either right hand or left hand application. May be used as feed point.

**Color codes:** P (White), MB (Black)



**L904**


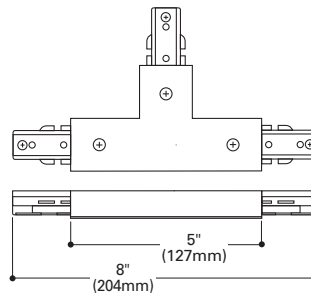
**ORDERING INFORMATION**

Connector	Finish
<b>L904</b>	

**L905 T Connector**

To connect three track sections into a T configuration. Field adjustable for either right hand or left hand application. May be used as feed point.

**Color codes:** P (White), MB (Black)



**L905**


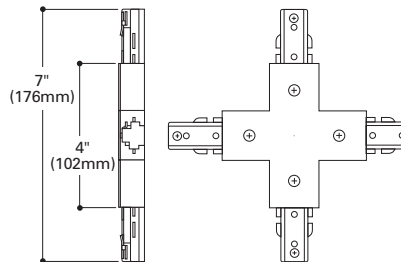
**ORDERING INFORMATION**

Connector	Finish
<b>L905</b>	

**L906 X Connector**

To connect four track sections into a cross configuration. May be used as feed point.

**Color codes:** P (White), MB (Black)



**L906**

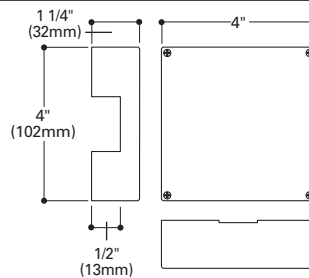
**ORDERING INFORMATION**

Connector	Finish
<b>L906</b>	

**L907 Outlet Box for use with T-Bar ceiling**

L901, L903, L904, L905 or L906 connector also required. 4" x 4" x 1 1/8".

**Color codes:** P (White), MB (Black)



**L907**

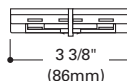
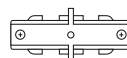
**ORDERING INFORMATION**

Connector	Finish
<b>L907</b>	

**L908 Mini Joiner**

A low profile connector to cleanly and crisply join two straight track sections end-to-end. (Note: The L908 is not a feed point).

**Color codes:** P (White), MB (Black)



**L908**

**ORDERING INFORMATION**

Connector	Finish
<b>L908</b>	

**DESCRIPTION**


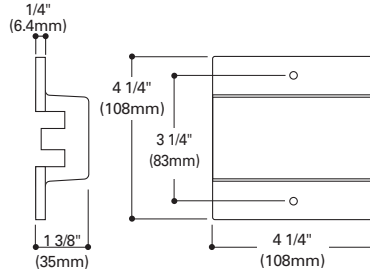
**L909 Floating Canopy and Connector**

Track can be connected to existing outlet box located anywhere along the track. Comes with canopy cover, connector, dead-end and mounting hardware. 4 1/8" x 4 1/4" x 1 3/8".

Color codes: P (White), MB (Black)

**ORDERING INFORMATION**

Connector	Finish
<b>L909</b>	



**L909**


**L950 Cord and Plug Connector**

12' three-wire cord with grounded plug. Maximum capacity 10 AMP

Color Codes: P (White), MB (Black)

**ORDERING INFORMATION**

Connector	Finish
<b>L950</b>	



**L950**


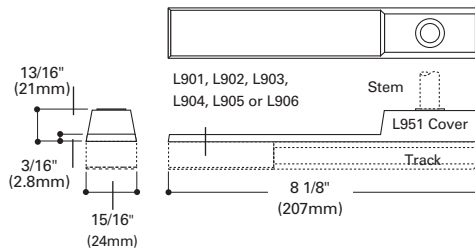
**L951 Wire Way Cover for Pendant Assembly Kit**

For track to be wired through stem (order one for each feed point used). For use with line connectors (L901, L902, L903, L904, L905 or L906) and pendant stem kit (L992)-order separately

Color Codes: P (White), MB (Black)

**ORDERING INFORMATION**

Connector	Finish
<b>L951</b>	



**L951**

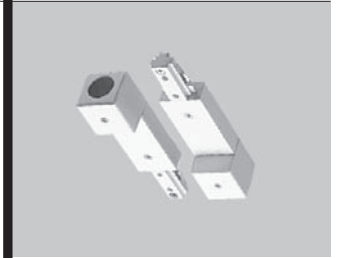
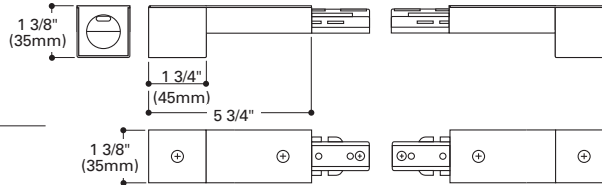
**L979 Conduit Continuation Kit**

Consisting of one left feed and one right feed. To continue a run around obstructions. Designed to accept 1/2" trade size conduit fitting (not included).

Color Codes: P (White), MB (Black)

**ORDERING INFORMATION**

Connector	Finish
<b>L979</b>	



**L979**

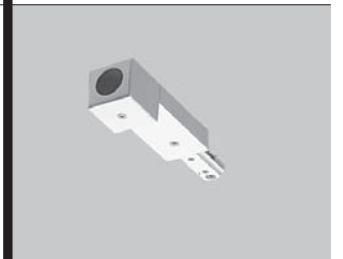
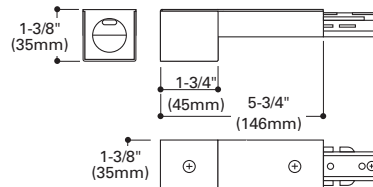
**L980 Live End Conduit Adapter**

Designed to accept standard 1/2" trade size conduit fitting (not supplied). Use when feeding to track through surface conduit system.

Color Codes: P (White), MB (Black)

**ORDERING INFORMATION**

Connector	Finish
<b>L980</b>	

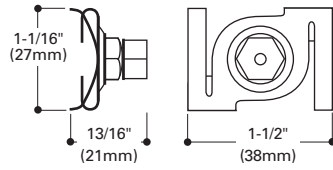


**L980**

**DESCRIPTION**

**L983 T-Bar Attachment Clip**

Allows track to be attached to inverted tee ceiling. Order as follows: 2 kits for 2' Trac; 2 kits for 4' Trac; 3 kits for 8' Trac and 4 kits for 12' Trac.



**L983**

**L986 Mini-T Bar Clip**

For mounting Trac on suspended ceilings with mini-grid (9/16" wide) system.

**ORDERING INFORMATION**

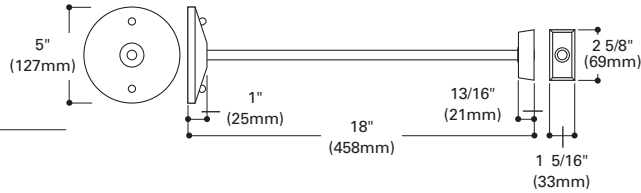
Connector	Finish
<b>L98</b>	

**L992 Pendant Kit Assembly**

Order 2 kits for 2' Trac; 2 kits for 4' Trac; 3 kits for 8' Trac; and 4 kits for 12' Trac. Includes one 18" threaded steel stem, canopy and mounting hardware.

**L48 48" Steel Stem**

For additional length with L992. Can be field cut.



**L992**

**Color Codes:** P (White), MB (Black)

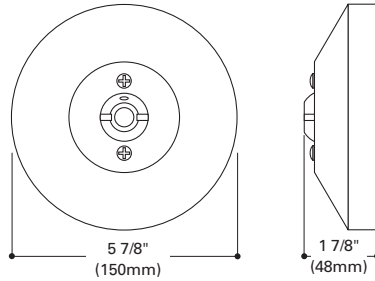
**ORDERING INFORMATION**

Connector	Finish
<b>L992</b>	

**L994 Pendant Adapter**

For installing pendant mounted Power-Trac on sloped ceiling. For use with L992.

**Color Codes:** P (White), MB (Black)



**L994**

**ORDERING INFORMATION**

Connector	Finish
<b>L994</b>	