

LED BA11

3.5BA11/PER/UD50/CL/G/E12/D 6/3PF T20

Philips LED BA11 candles offer energy saving ambiance with the elegant effect of incandescent candles. These designs provides light in an omnidirectional manner, giving lighting designers a long life alternative to standard incandescent sources.

Product data

General Information	
Cap-Base	E12 [Candelabra Screw]
Nominal lifetime	15,000 hour(s)
Switching Cycle	20,000
Rated Lifetime (Hours)	15,000 hour(s)
Lighting Technology	LED
Light Technical	
Color Code	950 [CCT of 5000K]
Color Code	950 [CCT of 5000K]
Beam Angle (Nom)	300 degree(s)
Luminous Flux	300 lm
Color Designation	Daylight
Luminous Efficacy (rated) (Nom)	85 lm/W
Correlated Color Temperature (Nom)	5000 K
Color Consistency	<4
Color rendering index (CRI)	95
LLMF At End Of Nominal Lifetime (Nom)	70 %
Operating and Electrical	
Line Frequency	60 Hz
Input Frequency	60 Hz
Power Consumption	3.5 W
Lamp Current (Nom)	40 mA

Wattage Equivalent	40 W
Starting Time (Nom)	0.5 s
Warm-up time to 60% light	0.4 s
Power Factor (Fraction)	0.7
Voltage (Nom)	120 V
Temperature	
Ambient temperature range	-4 °F to 104 °F
Controls and Dimming	
Dimmable	Only with specific dimmers
Mechanical and Housing	
Bulb Finish	Clear
Bulb Material	Glass
Bulb Shape	BA11
UL Wet/ damp/ dry location	Wet location
Approval and Application	
EU RoHS compliant	Yes
EyeComfort	Yes
T20 compliant	Yes
LED Innovations	EyeComfort

LED BA11

Application Conditions

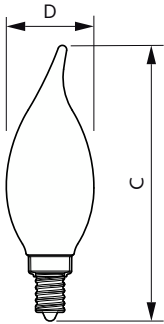
can it be used in closed luminaires No

Product Data

Order product name	3.5BA11/PER/UD50/CL/G/E12/D 6/3PF T20
Full product name	3.5BA11/PER/UD50/CL/G/E12/D 6/3PF T20
Order code	564930
Material Nr. (12NC)	929002991603

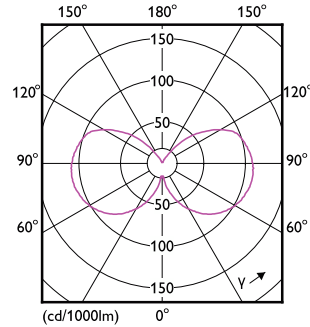
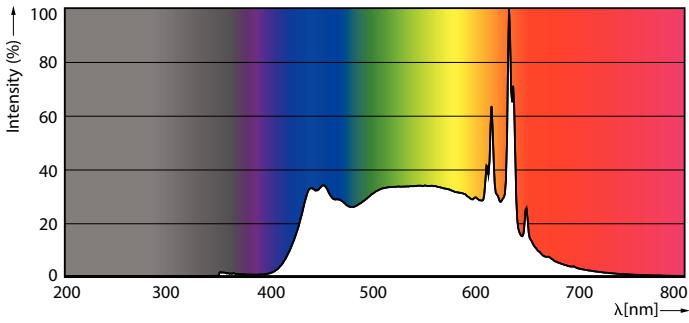
Numerator - Quantity Per Pack	3
Net Weight (Piece)	0.026 lb
EAN/UPC - Product/Case	046677564933
Numerator - Packs per outer box	6
EAN/UPC - Case	50046677564938

Dimensional drawing



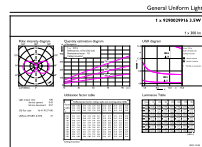
Product	D	C
3.5BA11/PER/UD50/CL/G/E12/D 6/3PF T20	1-3/8 inch	4-3/8 inch

Photometric data



Spectral Power Distribution Colour - 3.5BA11/PER/UD50/CL/G/E12/D 6/3PF T20

Light Distribution Diagram - 3.5BA11/PER/UD50/CL/G/E12/D 6/3PF T20



General uniform lighting - 3.5BA11/PER/UD50/CL/G/E12/D 6/3PF T20

General uniform lighting - 3.5BA11/PER/UD50/CL/G/E12/D 6/3PF T20

LED BA11

Lifetime



Life Expectancy Diagram

Lumen Maintenance Diagram - 3.5BA11/PER/UD50/CL/G/E12/D 6/3PF T20

