



External Slim Downlight DL252

DL252 G2 R Rd LED 2000 30K 24W 11" WV

External Slim Downlight DL252, 24 W, 2000 lm, 3000 K, Beam angle 110°, White

A complete family delivering superior light with great uniformity and safety. Choose the best fit for every projects, from multiple lumen packs/wattages, and enjoy great reliable performance free of maintenance.

Product data

General Information	
Light source replaceable	No
Number of gear units	1 unit
Driver included	Yes
Switching Cycle	12,500
Lighting Technology	LED

Light Technical	
Luminous Flux	2,000 lm
Luminous Efficacy (rated) (Nom)	83.00 lm/W
Correlated Color Temperature (Nom)	3000 K
Color rendering index (CRI)	80
Light source color	830 warm white
Optic type	Beam angle 110°
Luminaire light beam spread	110°

Operating and Electrical	
Input Voltage	110 to 240 V

Line Frequency	50 or 60 Hz
Input Frequency	50 or 60 Hz
Inrush current	14.9 A
Inrush time	0.5 ms
Power Consumption	24 W
Power Factor (Fraction)	0.5
Connection	Flying leads/wires

Temperature	
Ambient temperature range	-10 to +40 °C

Controls and Dimming	
Dimmable	No
Driver/power unit/transformer	Power supply unit (On/Off)
Constant light output	No

Mechanical and Housing	
Housing Material	Aluminum

External Slim Downlight DL252

Reflector material	-
Optic material	Polystyrene
Optical cover material	Polystyrene
Fixation material	Steel
Housing Color	White
Optical cover finish	Frosted
Overall length	295 mm
Overall width	295 mm
Overall height	20 mm
Overall diameter	295 mm
Dimensions (Height x Width x Depth)	20 x 295 x 295 mm
Net weight	0.517 kg

Approval and Application

Ingress protection code	IP20 [Finger-protected]
Mech. impact protection code	IK03 [0.3 J]
Protection class IEC	Safety class II
Glow-wire test	Temperature 650 °C, duration 30 s
Flammability mark	For mounting on normally flammable surfaces
Warranty period	1 years
EU RoHS compliant	Yes
Warranty	2 year(s)
EyeComfort	Yes

Initial Performance (IEC Compliant)

Initial chromaticity	(0.4400 , , 0.4030) 6 SDCM
----------------------	----------------------------

Over Time Performance (IEC Compliant)

Driver failure rate at 5000 h	0.015 %
Median useful life L70B50	25,000 hour(s)

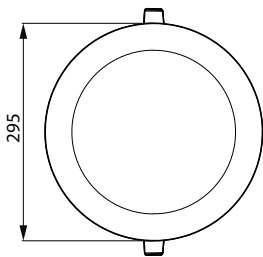
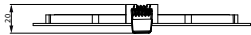
Application Conditions

Suitable for random switching	Not applicable
-------------------------------	----------------

Product Data


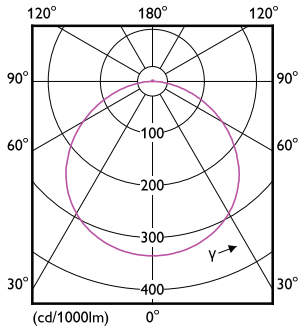
Order product name	DL252 G2 R Rd LED 2000 30K 24W 11" WV
Full product name	DL252 G2 R Rd LED 2000 30K 24W 11" WV
Full product code	871869974875300
Order code	74875300
Material Nr. (12NC)	929002346001
Numerator - Quantity Per Pack	1
Net Weight (Piece)	0.590 kg
EAN/UPC - Product/Case	8718699748753
Numerator - Packs per outer box	12
EAN/UPC - Case	8718699748760

Dimensional drawing



External Slim Downlight DL252

Photometric data



Light Distribution Diagram - DL252 G2 R Rd LED 2000 30K 24W 11" WV

General uniform lighting - DL252 G2 R Rd LED 2000 30K 24W 11" WV

Lifetime



L70B-50 25K-LED

