



# External Slim Downlight DL252

## DL252 G2 R Rd LED 900 40K 12W 6" WV 1pk

External Slim Downlight DL252, 12 W, 900 lm, 4000 K, Wide beam, White

A complete family delivering superior light with great uniformity and safety. Choose the best fit for every projects, from multiple lumen packs/wattages, and enjoy great reliable performance free of maintenance.

### Product data

General Information		Line Frequency	
Light source replaceable	No	Line Frequency	50 or 60 Hz
Number of gear units	1 unit	Input Frequency	50 or 60 Hz
Driver included	Yes	Inrush current	25 A
Switching Cycle	12,500	Inrush time	0.25 ms
Lighting Technology	LED	Power Consumption	12 W
Light Technical		Power Factor (Fraction)	0.5
Luminous Flux	900 lm	Connection	Connection unit 2-pole
Luminous Efficacy (rated) (Nom)	75.00 lm/W	Cable	Cable 0.2 m without plug
Correlated Color Temperature (Nom)	4000 K	Number of products on MCB of 16 A type B 65	
Color rendering index (CRI)	80	Temperature	
Light source color	840 neutral white	Ambient temperature range	-20 to +40 °C
Optic type	Wide beam	Controls and Dimming	
Luminaire light beam spread	110°	Dimmable	No
Operating and Electrical		Driver/power unit/transformer	Power supply unit (On/Off)
Input Voltage	110 to 240 V	Constant light output	No

## External Slim Downlight DL252

### Mechanical and Housing

Housing Material	Metal
Reflector material	-
Optic material	Polystyrene
Optical cover material	Polypropylene
Fixation material	Steel
Housing Color	White
Optical cover finish	Matte
Overall length	170 mm
Overall width	170 mm
Overall height	20 mm
Overall diameter	170 mm
Dimensions (Height x Width x Depth)	20 x 170 x 170 mm
Net weight	0.307 kg

### Approval and Application

Ingress protection code	IP20 [Finger-protected]
Mech. impact protection code	IK01 [0.15 J]
Protection class IEC	Safety class II
Glow-wire test	Temperature 650 °C, duration 30 s
Flammability mark	For mounting on normally flammable surfaces
Warranty period	1 years
EU RoHS compliant	Yes
Warranty	2 year(s)
EyeComfort	Yes

### Initial Performance (IEC Compliant)

Luminous flux tolerance	+10%/-15%
Initial chromaticity	(0.380, 0.380) <6
Power consumption tolerance	+10%/-20%

### Over Time Performance (IEC Compliant)

Driver failure rate at 5000 h	0.05 %
Median useful life L70B50	25,000 hour(s)

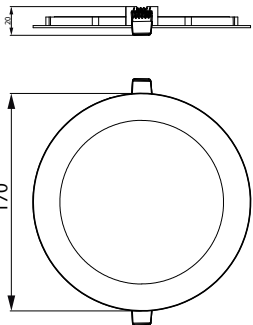
### Application Conditions

Suitable for random switching	No
-------------------------------	----

### Product Data

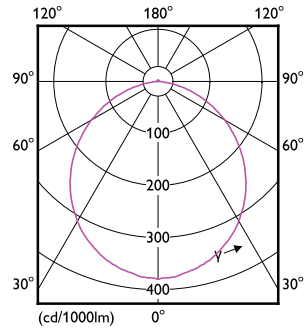

Order product name	DL252 G2 R Rd LED 900 40K 12W 6" WV 1pk
Full product name	DL252 G2 R Rd LED 900 40K 12W 6" WV 1pk
Full product code	871869973430500
Order code	73430500
Material Nr. (12NC)	929002322601
Numerator - Quantity Per Pack	1
Net Weight (Piece)	0.220 kg
EAN/UPC - Product/Case	8718699734305
Numerator - Packs per outer box	20
EAN/UPC - Case	8718699734312

### Dimensional drawing



# External Slim Downlight DL252

## Photometric data



General uniform lighting - DL252 G2 R Rd LED 900 40K 12W 6'' WV 1pk

Light Distribution Diagram - DL252 G2 R Rd LED 900 40K 12W 6'' WV 1pk

## Lifetime



L70B-50 25K-LED

