



# External Slim Downlight DL252

## DL252 G2 R Rd LED 900 30K 12W 6" WV 1pk

External Slim Downlight DL252, 12 W, 900 lm, 3000 K, Wide beam, White

A complete family delivering superior light with great uniformity and safety. Choose the best fit for every projects, from multiple lumen packs/wattages, and enjoy great reliable performance free of maintenance.

### Product data

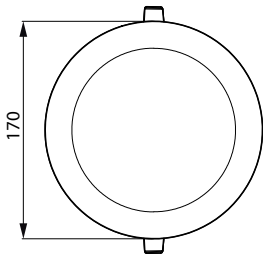
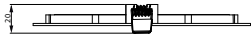
General Information		Operating and Electrical	
Light source replaceable	No	Input Voltage	110 to 240 V
Number of gear units	1 unit	Line Frequency	50 or 60 Hz
Driver included	Yes	Input Frequency	50 or 60 Hz
Switching Cycle	12,500	Inrush current	25 A
Lighting Technology	LED	Inrush time	0.25 ms
Warranty period	1 years	Power Consumption	12 W
Light Technical		Power Factor (Fraction)	0.5
Luminous Flux	900 lm	Connection	Connection unit 2-pole
Correlated Color Temperature (Nom)	3000 K	Cable	Cable 0.2 m without plug
Luminous Efficacy (rated) (Nom)	75.00 lm/W	Number of products on MCB of 16 A type B	65
Color rendering index (CRI)	80	Suitable for random switching	No
Light source color	830 warm white	Protection class IEC	Safety class II
Optic type	Wide beam	Controls and Dimming	
Luminaire light beam spread	110°	Dimmable	No
		Driver/power unit/transformer	Power supply unit (On/Off)

## External Slim Downlight DL252

Constant light output	No
<b>Mechanical and Housing</b>	
Housing Material	Metal
Reflector material	-
Optic material	Polystyrene
Optical cover material	Polypropylene
Fixation material	Steel
Housing Color	White
Optical cover finish	Matte
Overall length	170 mm
Overall width	170 mm
Overall height	20 mm
Overall diameter	170 mm
Dimensions (Height x Width x Depth)	20 x 170 x 170 mm
Net weight	0.307 kg
Ingress protection code	IP20 [Finger-protected]
Mech. impact protection code	IK01 [0.15 J]
Net Weight (Piece)	0.220 kg
<b>Approval and Application</b>	
Glow-wire test	Temperature 650 °C, duration 30 s
Flammability mark	For mounting on normally flammable surfaces
EU RoHS compliant	Yes


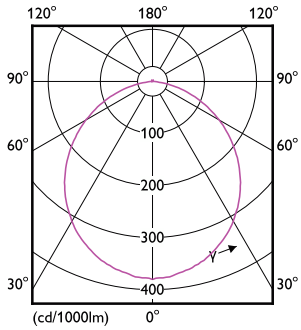
Warranty	2 year(s)
EyeComfort	Yes
Ambient temperature range	-20 to +40 °C
<b>Initial Performance (IEC Compliant)</b>	
Luminous flux tolerance	+10%/-15%
Initial chromaticity	(0.440, 0.403) <6
Power consumption tolerance	+10%/-20%
<b>Over Time Performance (IEC Compliant)</b>	
Driver failure rate at 5000 h	0.05 %
Median useful life L70B50	25,000 hour(s)
<b>Product Data</b>	
Order product name	DL252 G2 R Rd LED 900 30K 12W 6" WV 1pk
Full product name	DL252 G2 R Rd LED 900 30K 12W 6" WV 1pk
Full product code	871869973428200
Order code	929002322501
Material Nr. (12NC)	929002322501
Numerator - Quantity Per Pack	1
EAN/UPC - Product/Case	8718699734282
Numerator - Packs per outer box	20
EAN/UPC - Case	8718699734299

### Dimensional drawing



# External Slim Downlight DL252

## Photometric data



Light Distribution Diagram - DL252 G2 R Rd LED 900 30K 12W 6" WV 1pk

General uniform lighting - DL252 G2 R Rd LED 900 30K 12W 6" WV 1pk

## Lifetime



L70B-50 25K-LED

