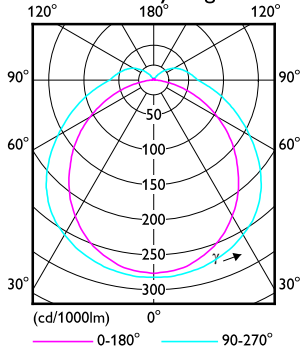


1 x PLED 8W 4000K 9290046024

1 x 950 lm

Polar intensity diagram

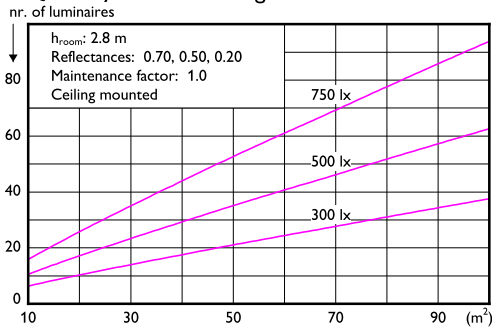


Light output ratio 1.00
 Service upward 0.11
 Service downward 0.89

CIE flux code 42 72 90 89 100

UGRcen (4Hx8H, 0.25H) 31

Quantity estimation diagram

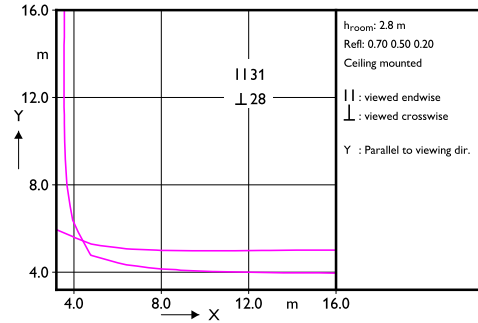


Utilisation factor table

Room Index k	Reflectances (%) for ceiling, walls and working plane (CIE)											
	0.80			0.70			0.50			0.30		
	0.80	0.50	0.30	0.80	0.50	0.30	0.80	0.50	0.30	0.80	0.50	0.30
0.60	0.44	0.42	0.43	0.42	0.41	0.33	0.32	0.27	0.31	0.27	0.24	
0.80	0.54	0.51	0.53	0.51	0.50	0.42	0.40	0.35	0.39	0.34	0.31	
1.00	0.63	0.58	0.61	0.59	0.57	0.49	0.47	0.42	0.45	0.41	0.37	
1.25	0.71	0.65	0.68	0.66	0.63	0.56	0.54	0.49	0.52	0.47	0.43	
1.50	0.77	0.70	0.74	0.71	0.68	0.61	0.59	0.54	0.57	0.52	0.48	
2.00	0.87	0.78	0.84	0.79	0.76	0.70	0.67	0.62	0.64	0.60	0.56	
2.50	0.93	0.83	0.90	0.85	0.80	0.75	0.72	0.68	0.69	0.66	0.61	
3.00	0.98	0.86	0.94	0.89	0.84	0.79	0.76	0.72	0.72	0.69	0.65	
4.00	1.04	0.90	1.00	0.94	0.88	0.84	0.80	0.77	0.77	0.74	0.69	
5.00	1.08	0.93	1.04	0.97	0.91	0.87	0.84	0.81	0.80	0.78	0.72	

Ceiling mounted

UGR diagram



Luminance Table

Plane Cone	0.0	15.0	30.0	45.0	60.0	75.0	90.0
45.0	34756	36192	38394	41501	45407	50626	57465
50.0	31974	33659	36146	39617	43666	49215	56702
55.0	28712	30748	33607	37528	41699	47572	55760
60.0	25120	27499	30704	35040	39450	45812	55002
65.0	21352	24082	27626	32365	37183	44291	54984
70.0	17077	20380	24460	29817	35135	43208	55995
75.0	12383	16407	21141	27251	33269	42732	58792
80.0	7803	12605	18034	24976	31758	43006	64153
85.0	3406	9060	15242	23142	31058	45265	76776
90.0	573	6945	13804	22766	32487	52430	113624

(cd/m²)

CH-BG7-242

2025-01-22