


Project		Catalog #		Type	
Prepared by		Notes		Date	



MWS

ST

Starter Fitting Starter Cable

Typical Applications

Office • Education • Healthcare • Hospitality • Retail • Industrial
• Manufacturing • Sports Venues

Interactive Menu

- Order Information [page 2](#)
- Product Specifications [page 2](#)
- System View [page 2](#)
- Product Warranty



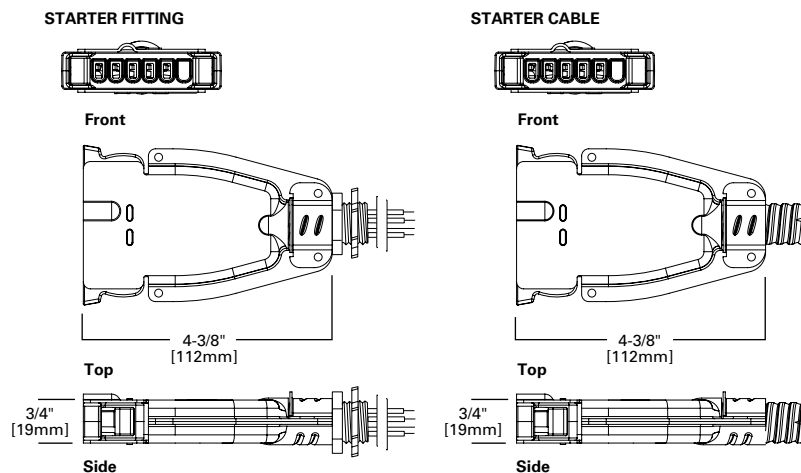
Product Certification



Top Product Features

- UL Listed under Standard 183 for make or break under load
- Meets requirements of Article 604 of the National Electrical Code
- Rated at 20 amperes with full-size ground wire
- Copper conductors with THHN insulation rated at 90°C
- Galvanized steel exterior with integral keying for voltage

Dimensional and Mounting Details



additional product diagrams

Order Information

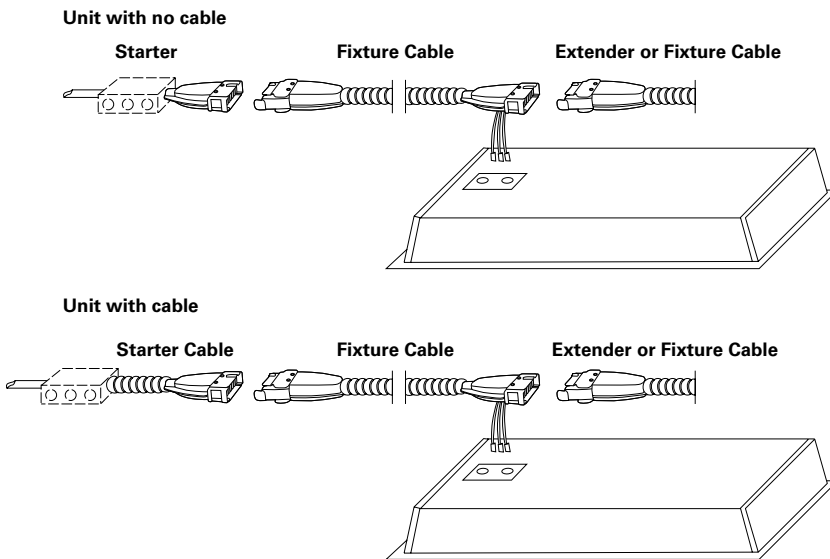
SAMPLE ORDER NUMBER: 27ST12/2G

Voltage	Component	Conductors and Size	Cable Length (Feet)	Options
12=120V 20=208V 24=240V 27=277V 34=347V 48=480V	ST=Starter	10/2G=#10, 2 Conductors Plus Ground 10/3G=#10, 3 Conductors Plus Ground 10/4G=#10, 4 Conductors Plus Ground 12/2G=#12, 2 Conductors Plus Ground 12/3G=#12, 3 Conductors Plus Ground 12/4G=#12, 4 Conductors Plus Ground	09=9' 15=15' 21=21' [Blank]=No Cable	2N=2 Neutral ⁽¹⁾ Notes (1) 12/4G and 10/4G only.

Product Specifications

- UL Listed under Standard 183 for make or break under load.
- MWS components assembled with 12 AWG/10 AWG conductors rated at 20 amperes with full size ground wire.
- Copper conductors are THHN insulated wire rated 90°C.
- Galvanized steel exterior with integral keying for voltage and amperage.
- Unique double-blade contact ensures proper mating of electrical components to prevent pushback or pullout.
- Includes threaded locknut connector and 6" pre-stripped leads on fitting ends or at the end of specified cable length.
- All unused outlets require a MWS dust cover. MWS ST, SP, SD, CT and TC are shipped with one dust cover attached.feature bullet

System View (not to scale)



Starter (ST)

Converts conventional wiring to MWS. Branch circuits are fed from the panel to a junction box with conduit and wire. The Starter is mounted to the junction box with a 1/2" threaded lock nut connector. Circuits are then connected to the appropriate leads of the Starter.

Starter Cables have 9', 15' or 21' of MC cable.

Consult MWS Installation, Application and Specification Manual for additional comprehensive system information.

Shipping Data

Standard Cable Lengths	Unit Wt.	Standard Qty./Carton
0'	.7 lbs.	60
9'	3.0 lbs.	9
15'	4.5 lbs.	6
21'	6.3 lbs.	4

MWS Autocad Drafting

Please reach out to your local representative for MWS layout design assistance.

All electrical boxes, conduit, connections and switches by others.
Install dust covers on unused open ends.
Scale is exaggerated on fixtures and MWS system applications.