


Project		Catalog #		Type	
Prepared by		Notes		Date	



# MWS

## FC

### Fixture Cable Modular Wiring System

#### Typical Applications

Office • Education • Healthcare • Hospitality • Retail • Industrial  
• Manufacturing • Sports Venues

#### Interactive Menu

- Order Information page 2
- Product Specifications page 2
- System View page 2
- Product Warranty



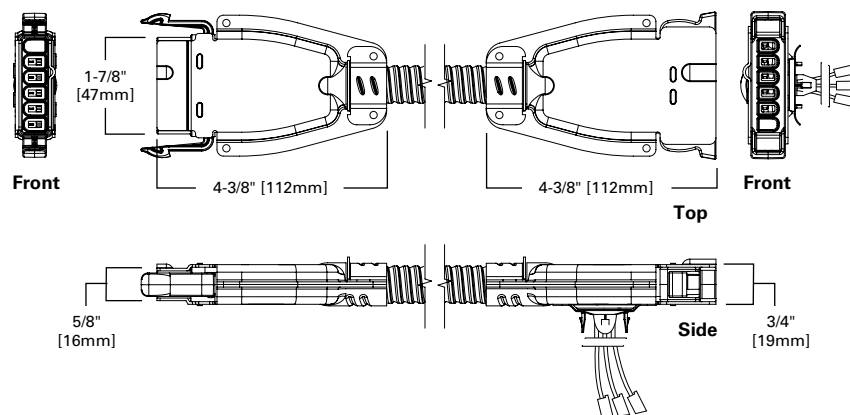
#### Product Certification



#### Top Product Features

- UL Listed under Standard 183 for make or break under load
- Meets requirements of Article 604 of the National Electrical Code
- Rated at 20 amperes with full-size ground wire
- THHN insulated conductors rated at 90°C; 18AWG solid TFN fixture leads
- Galvanized steel exterior with integral keying for voltage

#### Dimensional and Mounting Details



additional product diagrams

Order Information

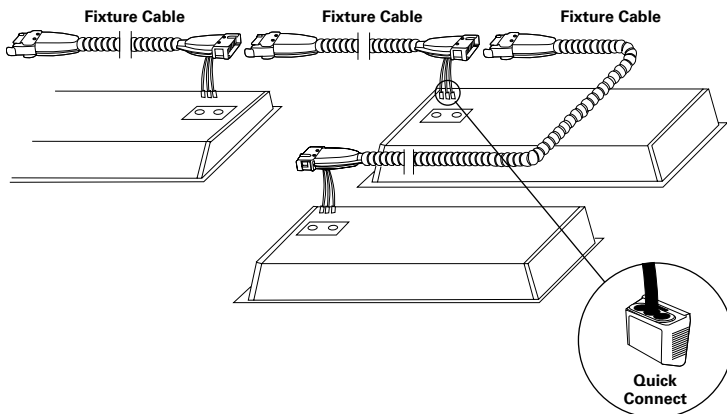
SAMPLE ORDER NUMBER: 27FC12/3G11

Voltage	Component	Conductors and Size	Cable Length (Feet)	Options
12=120V 20=208V 24=240V 27=277V 34=347V 48=480V	FC=Fixture Cable	12/2G=#12, 2 Conductors Plus Ground 12/3G=#12, 3 Conductors Plus Ground 12/4G=#12, 4 Conductors Plus Ground	07=7' 09=9' 11=11' 13=13' 15=15' 17=17'	2N=2 Neutral <sup>(1)</sup>  Notes (1) 12/4G only.

Product Specifications

- UL Listed under Standard 183 for make or break under load
- MWS components assembled with 12 AWG/10 AWG conductors rated at 20 amperes with full size ground wire
- THHN insulated conductors rated at 90°C with 16AWG solid TFN fixture leads. All leads come with pushwire connectors
- Galvanized steel exterior with integral keying for voltage and amperage
- Positive self-grounding locking clip fits into any 1/2" KO on fixture
- Unique double-blade contact ensures proper mating of electrical components to prevent pushback or pullout
- All unused outlets require a MWS dust cover. MWS ST, SP, SD, CT and TC are shipped with one dust cover attached

System View (not to scale)



Fixture Cable (FC)

Feeds power to fixtures and allows circuits to be carried through to other fixtures. Locks into 1/2" KO of access plate, fixture body or J-box. The unit adds 7/8" to overall height of the fixture.

Typical MWS Wiring System Application shown utilizing **Fixture Cable (FC)**.

Consult MWS Installation, Application and Specification Manual for additional comprehensive system information.

Shipping Data

Standard Cable Lengths	Unit Wt.	Standard Qty./Carton
7'	2.5 lbs.	10
9'	3.0 lbs.	9
11'	3.5 lbs.	7
13'	4.0 lbs.	6
15'	4.5 lbs.	6
17'	5.0 lbs.	5

MWS Autocad Drafting

Please reach out to your local representative for MWS layout design assistance.

All electrical boxes, conduit, connections and switches by others.  
Install dust covers on unused open ends.  
Scale is exaggerated on fixtures and MWS system applications.