

Project		Catalog #		Type	
Prepared by		Notes		Date	



# HALO

## H36PAR16RICAT

3" Shallow Recessed Line Voltage Remodeler Housing

3" LED MR16 Trims

10W Maximum

**Typical Applications**

Residential

### Interactive Menu

- Order Information page 2
- Product Specifications page 3
- Product Warranty

### Product Certification



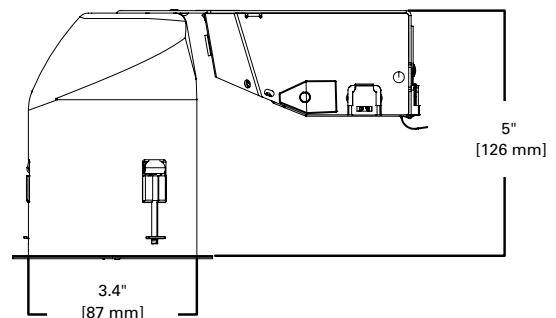
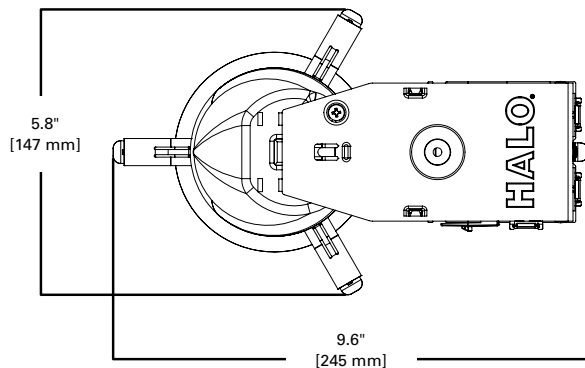
### Product Features



### Top Product Features

- Suitable for 2x6 residential framing or shallow plenum commercial construction
- Remodel housing design installs from below the finished ceiling
- Captive preinstalled mounting springs retain housing securely in ceiling
- AIR-TITE™; Thermally protected; For use in insulated and non-insulated ceilings
- Use with compatible HALO® trims and PAR16 lamps (by others)

### Dimensional and Mounting Details


















## Order Information

SAMPLE ORDER NUMBER: **H36PAR16RICAT, 3001WHBB**

A complete luminaire consists of a housing, lamp (sold by others) and trim, order separately.

Housing	Trims
H36PAR16RICAT = 3" shallow recessed remodeler housing, GU10 base, 120V	See below

## Trims

Directional Open Trims		Directional Lens Trim	Lens Wall Wash Trims
 <p><b>3001 Round Pinhole Baffle, Open, 15° Tilt</b> OD: 4-1/4" [108mm]</p> <p><b>3001WHBB</b>=White with Black Baffle  <b>3001BKBB</b>=Black with Black Baffle  <b>3001SNBB</b>=Satin Nickel with Black Baffle  <b>3001TBZBB</b>=Tuscan Bronze with Black Baffle  <b>3001WHWB</b>=Tuscan Bronze with Black Baffle</p>	 <p><b>3009 Gimbal, Open, 35° Tilt</b> OD: 4-1/4" [108mm]</p> <p><b>3009WHBB</b>=White with Black Baffle  <b>3009WHWB</b>=White with White Baffle  <b>3009BKBB</b>=Black with Black Baffle  <b>3009SNBB</b>=Satin Nickel with Black Baffle  <b>3009TBZBB</b>=Tuscan Bronze with Black Baffle</p>	 <p><b>3007 Conical Reflector, Lens, 15° Tilt</b> OD: 4-1/4" [108mm]</p> <p><b>3007WHC</b>=White with Clear Reflector  <b>3007PCC</b>=Polished Chrome with Clear Reflector  <b>3007SN</b>=Satin Nickel with Satin Nickel Reflector  <b>3007TBZ</b>=Tuscan Bronze with Tuscan Bronze Reflector</p>	 <p><b>3020 Round Pinhole, Wall Wash</b> OD: 4-1/4" [108mm]</p> <p><b>3020WW</b>=White Downlight &amp; Wall Wash with Integral Kick Reflector</p>
 <p><b>3002 Round Pinhole Reflector, Open, 15° Tilt</b> OD: 4-1/4" [108mm]</p> <p><b>3002WHC</b>=White with Clear Reflector</p>	 <p><b>3010 Super Adjustable, 80° Tilt</b> OD: 4-1/4" [108mm]</p> <p><b>3010WH</b>=White</p>	 <p><b>3008 All Glass ShowerLight</b> OD: 4-1/4" [108mm]</p> <p><b>3008FG</b>=White Polymer and Glass Lens with Frosted Perimeter</p>	 <p><b>3021 Angle Cut Conical Reflector, Lens Wall Wash</b> OD: 4-1/4" [108mm]</p> <p><b>3021WHW</b>=White with White Reflector  <b>3021WHC</b>=White with Clear Reflector  <b>3021WHH</b>=White with Haze Reflector</p>
 <p><b>3003 Conical Baffle, Open, 35° Tilt</b> OD: 4-1/4" [108mm]</p> <p><b>3003WHBB</b>=White with Black Baffle  <b>3003WHWB</b>=White with White Baffle  <b>3003BKBB</b>=Black with Black Baffle  <b>3003SNB</b>=Satin Nickel with Satin Nickel Baffle  <b>3003TBZB</b>=Tuscan Bronze with Tuscan Bronze Baffle</p>	 <p><b>3011 Square Pinhole Baffle, Open, 15° Tilt</b> OD: 4-1/4" [108mm]</p> <p><b>3011WHBB</b>=White with Black Baffle  <b>3011WHWB</b>=White with White Baffle  <b>3011BKBB</b>=Black with Black Baffle  <b>3011SNBB</b>=Satin Nickel with Black Baffle  <b>3011TBZBB</b>=Tuscan Bronze with Black Baffle</p>	 <p><b>3012 Square Pinhole Baffle, Lens, 15° Tilt</b> OD: 4-1/4" [108mm]</p> <p><b>3012WHBB</b>=White with Black Baffle  <b>3012WHWB</b>=White with White Baffle  <b>3012BKBB</b>=Black with Black Baffle  <b>3012SNBB</b>=Satin Nickel with Black Baffle  <b>3012TBZBB</b>=Tuscan Bronze with Black Baffle</p>	 <p><b>3022 Square Lens Wall Wash</b> OD: 4-1/4" [108mm]</p> <p><b>3022WHBB</b>=White with Black Baffle  <b>3022WHWB</b>=White with White Baffle</p>
 <p><b>3004 Conical Reflector, Open, 35° Tilt</b> OD: 4-1/4" [108mm]</p> <p><b>3004WHC</b>=White with Clear Reflector  <b>3004SN</b>=Satin Nickel with Satin Nickel Reflector  <b>3004TBZ</b>=Tuscan Bronze with Tuscan Bronze Reflector  <b>3004WHH</b>=White with Haze Reflector  <b>3004WHW</b>=White with White Reflector</p>	 <p><b>3013 Square Gimbal, Open, 35° Tilt</b> OD: 4-1/4" [108mm]</p> <p><b>3013WH</b>=White  <b>3013BK</b>=Black  <b>3013SN</b>=Satin Nickel  <b>3013TBZ</b>=Tuscan Bronze</p>		
 <p><b>3006 Slot Aperture, Open, 35° Tilt</b> OD: 4-1/4" [108mm]</p> <p><b>3006WHBB</b>=White with Black Baffle</p>			

## Product Specifications

### Housing

- Single wall deep drawn aluminum housing painted matte black for a visually dark interior
- Accommodates ceilings from 3/8" to 1-1/4" thick
- Shipped with overspray protector installed

### Mounting Springs

- Captive preinstalled mounting springs retain housing securely in ceiling.
- Housing can be removed from below the ceiling for service or splice inspection

### Gasket

- Closed cell gaskets achieve restrictive airflow requirements without additional gaskets or caulking

### Junction Box

- Compact galvanized steel junction box with 10in<sup>3</sup> internal volume
- Listed for (6) #12 AWG 90° C splice conductors
- Hinged door is retained and provides easy access to field wiring
- (3) 1/2" conduit pry-outs
- (3) Slide-N-Side™ non-metallic (NM) wire traps allows wiring outside the box
- Accepts 14-2, 14-3, 12-2, 12-3 U.S. and 14-2, 14-3, 12-2 Canadian NM cable
- Quick Connect™ remodel wiring tray holds (3) 4-port push wire nuts facilitating mains voltage connections

### Socket

- GU10 socket for 120V LED PAR16 lamps

### Trims

- Compatible with a broad range of trim styles and optical distributions
- Fiction blades hold trim tight to ceiling surface, gasket minimizes light leaks
- Use with die cast flange styles

### Code Compliance

- Type IC thermally protected, suitable for direct contact to air permeable insulation and cULus listed for damp locations
- Not for use in direct contact with spray foam insulation, consult NEMA LSD57-2013
- Wet location listed in covered ceilings and IP44 certified with select lens trims
- Airtight per ASTM-E283
- Can be used for State of California Title 24 high efficacy luminaire compliance with designated trims and CA JA8-2016-E or JA8-2019-E labeled lamps
- Suitable for use in clothes closets when installed in accordance with the NEC 410.16 spacing requirements
- Contains no mercury or lead and RoHS compliant

### Warranty

- One-year limited warranty, consult website for details [www.cooperlighting.com/legal](http://www.cooperlighting.com/legal)