



# LED Wallpack Retrofits

## 20WP/LED/840/ND E26 G2 BB 6/1

Philips LED HID replacement lamps are perfect LED replacement for a variety of outdoor applications. High intensity illumination, which means you get added visibility for applications like streets, public areas, and much more for a fraction of the energy used by conventional HID.

### Product data

General Information	
Cap-Base	E26 [Single Contact Medium Screw]
Nominal lifetime	50,000 hour(s)
Switching Cycle	50,000
Lighting Technology	LED
EU RoHS compliant	Yes

Light Technical	
Color Code	840 [CCT of 4000K]
Luminous Flux	2,900 lm
Color Designation	Cool White (CW)
Correlated Color Temperature (Nom)	4000 K
Luminous Efficacy (rated) (Nom)	145.00 lm/W
Color Consistency	ANSI 4000K quadrangle
Color rendering index (CRI)	80
LLMF At End Of Nominal Lifetime (Nom)	70 %

Operating and Electrical	
Line Frequency	50 to 60 Hz
Input Frequency	50 to 60 Hz

Power Consumption	20 W
Lamp Current (Nom)	222 mA
Starting Time (Nom)	1 s
Warm-up time to 60% light	1 s
Power Factor (Fraction)	0.9
Voltage (Nom)	100-277 V
UL Type	HIB_UL Type B (UL Listed+Classified)

Temperature	
Ambient temperature range	-20 °C to 45 °C
T-Case Maximum (Nom)	60 °C

Controls and Dimming	
Dimmable	No

Mechanical and Housing	
Bulb Finish	Clear
Bulb Material	Plastic
Bulb Shape	Wall Pack

# LED Wallpack Retrofits

## Approval and Application

Energy Consumption kWh/1000 h 20 kWh

## Application Conditions

can it be used in closed luminaires Yes

## Product Data

Order product name 20WP/LED/840/ND E26 G2 BB 6/1

Full product name 20WP/LED/840/ND E26 G2 BB 6/1

Order code 929002398004

Material Nr. (12NC) 929002398004

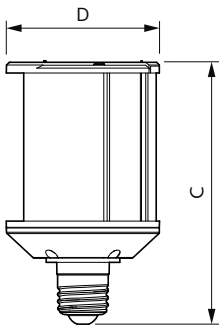
Numerator - Quantity Per Pack 1

EAN/UPC - Product/Case 046677559915

Numerator - Packs per outer box 6

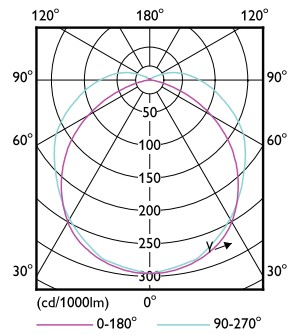
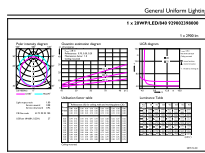
EAN/UPC - Case 50046677559910

## Dimensional drawing



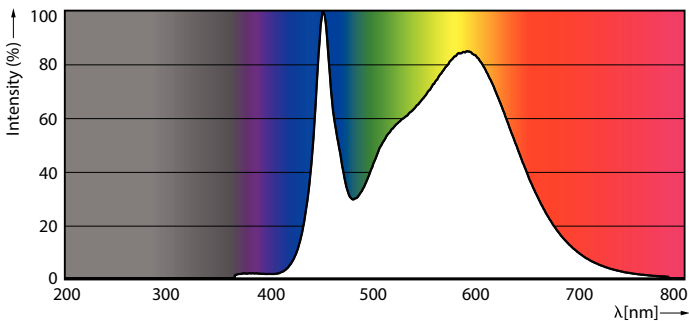
Product	D	C
20WP/LED/840/ND E26 G2 BB 6/1	92 mm	135 mm

## Photometric data



## General uniform lighting - 20WP/LED/840/ND E26 G2 BB 6/1

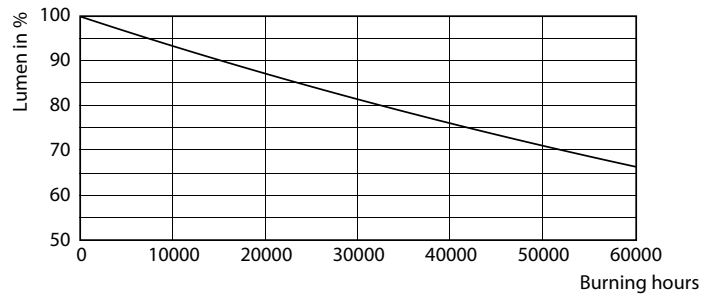
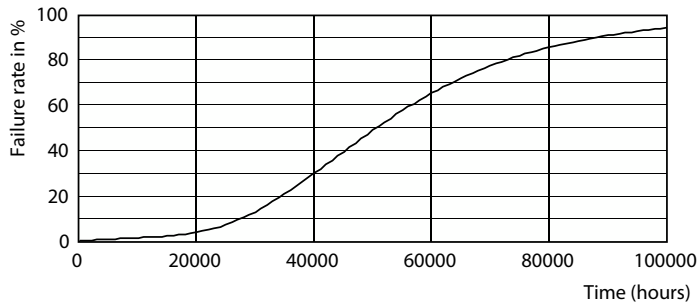
## Light Distribution Diagram - 20WP/LED/840/ND E26 G2 BB 6/1



## Spectral Power Distribution Colour - 20WP/LED/840/ND E26 G2 BB 6/1

# LED Wallpack Retrofits

## Lifetime



Life Expectancy Diagram - 20WP/LED/840/ND E26 G2 BB 6/1

Lumen Maintenance Diagram - 20WP/LED/840/ND E26 G2 BB 6/1

