



LED Corn Cobs

36CC/LED/830/ND EX39 BB 12/1

Philips Corn Cob LED replacement lamps are perfect LED replacement for a variety of outdoor applications. High intensity illumination, which means you get added visibility for applications like streets, public areas, and much more for a fraction of the energy used by conventional HID.

Product data

General Information	
Cap-Base	EX39 [Exclusionary Mogul Screw]
Nominal lifetime	50,000 hour(s)
Switching Cycle	50,000
Lighting Technology	LED
EU RoHS compliant	Yes

Light Technical	
Color Code	830 [CCT of 3000K]
Luminous Flux	4,700 lm
Color Designation	White (WH)
Correlated Color Temperature (Nom)	3000 K
Luminous Efficacy (rated) (Nom)	130.00 lm/W
Color Consistency	ANSI 3000K quadrangle
Color rendering index (CRI)	80
LLMF At End Of Nominal Lifetime (Nom)	70 %

Operating and Electrical	
Line Frequency	50 to 60 Hz
Input Frequency	50 to 60 Hz
Power Consumption	36 W
Starting Time (Nom)	2.5 s
Warm-up time to 60% light	≤2.5 s

Power Factor (Fraction)	0.9
Voltage (Nom)	120-277 V
UL Type	Type B - bypass the ballast

Temperature	
T-Case Maximum (Nom)	85 °C

Controls and Dimming	
Dimmable	No

Mechanical and Housing	
Bulb Finish	Clear
Bulb Shape	Corncob

Approval and Application	
Energy Consumption kWh/1000 h	36 kWh

Product Data	
Order product name	36CC/LED/830/ND EX39 BB 12/1
Full product name	36CC/LED/830/ND EX39 BB 12/1
Order code	929002251204
Material Nr. (12NC)	929002251204
Numerator - Quantity Per Pack	1

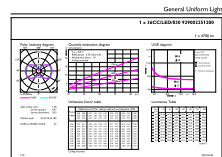
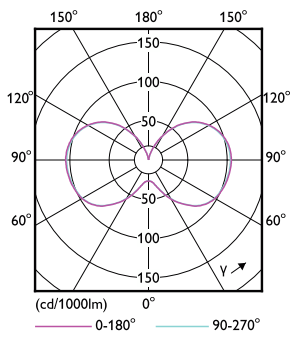
LED Corn Cobs

EAN/UPC - Product/Case	046677553388
Numerator - Packs per outer box	12
EAN/UPC - Case	50046677553383

Dimensional drawing


Product	D	C
36CC/LED/830/ND EX39 BB 12/1	96 mm	203 mm

Photometric data



Light Distribution Diagram - 36CC/LED/830/ND EX39 BB 12/1

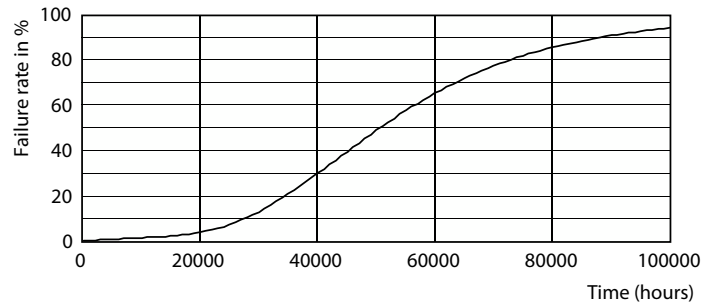
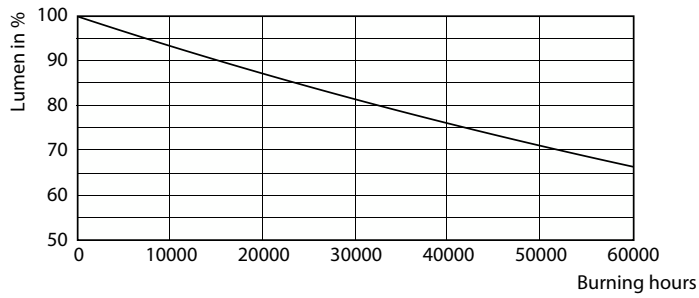
Accent Lighting Spots - 36CC/LED/830/ND EX39 BB 12/1



Spectral Power Distribution Colour - 36CC/LED/830/ND EX39 BB 12/1

LED Corn Cobs

Lifetime



Lumen Maintenance Diagram - 36CC/LED/830/ND EX39 BB 12/1

Life Expectancy Diagram - 36CC/LED/830/ND EX39 BB 12/1

