

# LED G16.5

## 3.8G16.5/PER/927-922/CL/G/E26/WGX 1FBT20

Philips G16.5 LED Lamps offer energy saving ambience with an elegant effect. Their unique design provides light in all directions, giving lighting designers a long life alternative to standard incandescent sources.

### Product data

General Information	
Cap-Base	E26 [Single Contact Medium Screw]
Nominal lifetime	15,000 hour(s)
Switching Cycle	20,000
Rated Lifetime (Hours)	15,000 hour(s)
Lighting Technology	LED
EU RoHS compliant	Yes

Light Technical	
Color Code	927-922 [CCT of 2700K-2200K]
Luminous Flux	350 lm
Color Designation	Warm Glow(WG)
Correlated Color Temperature (Nom)	2700 2200 K
Luminous Efficacy (rated) (Nom)	92.00 lm/W
Color Consistency	<4
Color rendering index (CRI)	90
LLMF At End Of Nominal Lifetime (Nom)	70 %

Operating and Electrical	
Line Frequency	50 to 60 Hz
Input Frequency	50 to 60 Hz
Power Consumption	3.8 W
Lamp Current (Nom)	40 mA
Wattage Equivalent	40 W

Starting Time (Nom)	0.5 s
Warm-up time to 60% light	0.5 s
Power Factor (Fraction)	0.75
Voltage (Nom)	120 V

Temperature	
T-Case Maximum (Nom)	50 °C

Controls and Dimming	
Dimmable	Yes

Mechanical and Housing	
Bulb Finish	Clear
Bulb Material	Glass
Bulb Shape	G16.5 [G16.5]

Approval and Application	
Energy Consumption kWh/1000 h	- kWh
Energy Certifications	Energy Star
EyeComfort	Yes

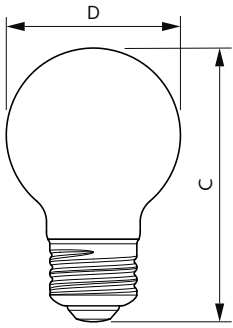
Product Data	
Order product name	3.8G16.5/PER/927-922/CL/G/E26/WGX 1FBT20

# LED G16.5

Full product name	3.8G16.5/PER/927-922/CL/G/E26/WGX 1FBT20
Order code	929002205004
Material Nr. (12NC)	929002205004
Numerator - Quantity Per Pack	1

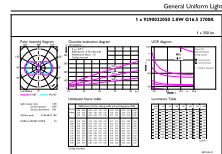
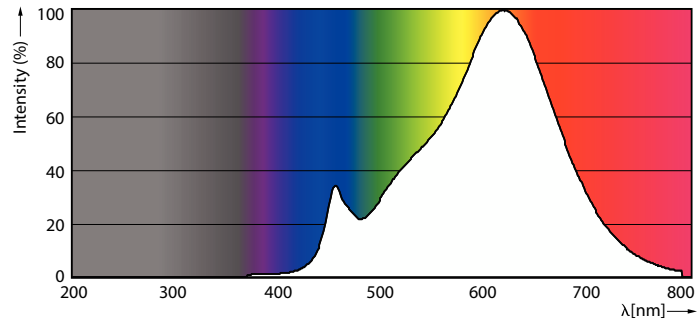
EAN/UPC - Product/Case	046677549275
Numerator - Packs per outer box	10
EAN/UPC - Case	50046677549270

## Dimensional drawing



Product	D	C
3.8G16.5/PER/927-922/CL/G/E26/WGX 1FBT20	52 mm	84 mm

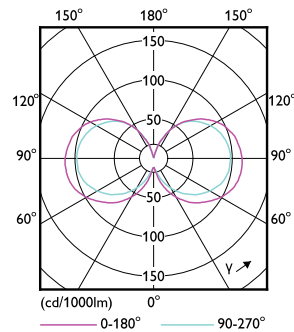
## Photometric data



© 2023 Philips Lighting B.V. All rights reserved. Page 11

Spectral Power Distribution Colour - 3.8G16.5/PER/927-922/CL/G/E26/WGX 1FBT20

General uniform lighting - 3.8G16.5/PER/927-922/CL/G/E26/WGX 1FBT20



Light Distribution Diagram - 3.8G16.5/PER/927-922/CL/G/E26/WGX 1FBT20

# LED G16.5

## Lifetime



Life Expectancy Diagram - 3.8G16.5/PER/927-922/CL/G/E26/WGX 1FBT20

Lumen Maintenance Diagram - 3.8G16.5/PER/927-922/CL/G/E26/WGX 1FBT20

