



# A-Shape LED

## 12.2A21/PER/950/P/E26/DIM 6/1FB T20

Philips A-shape LED lamps are the LED alternative to standard incandescents. It provides beautiful light and dependable performance you expect from LED at an affordable price.

### Product data

General Information	
Cap-Base	E26 [Single Contact Medium Screw]
Nominal lifetime	15,000 hour(s)
Switching Cycle	50,000
Lighting Technology	LED
EU RoHS compliant	Yes

Light Technical	
Color Code	950 [CCT of 5000K]
Beam Angle (Nom)	250 degree(s)
Luminous Flux	1,100 lm
Color Designation	Daylight
Correlated Color Temperature (Nom)	5000 K
Luminous Efficacy (rated) (Nom)	90.00 lm/W
Color Consistency	<4
Color rendering index (CRI)	90
LLMF At End Of Nominal Lifetime (Nom)	70 %

Operating and Electrical	
Line Frequency	60 Hz
Input Frequency	60 Hz
Power Consumption	12.2 W
Lamp Current (Nom)	115 mA
Wattage Equivalent	75 W

Starting Time (Nom)	0.5 s
Warm-up time to 60% light	0.5 s
Power Factor (Fraction)	0.7
Voltage (Nom)	120 V

Temperature	
T-Case Maximum (Nom)	194 °F

Controls and Dimming	
Dimmable	Yes

Mechanical and Housing	
Bulb Finish	Frosted
Bulb Shape	A21 [A 21mm]

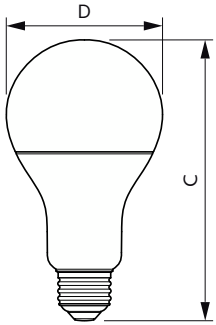
Approval and Application	
Energy Consumption kWh/1000 h	- kWh

Product Data	
Order product name	12.2A21/PER/950/P/E26/DIM 6/1FB T20
Full product name	12.2A21/PER/950/P/E26/DIM 6/1FB T20
Order code	550491
Material Nr. (12NC)	929002036704
Numerator - Quantity Per Pack	1

# A-Shape LED


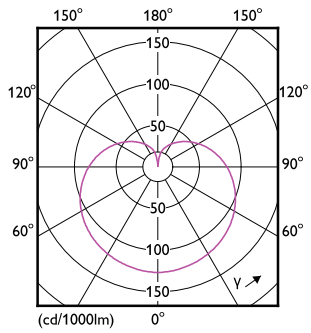
EAN/UPC - Product/Case	046677550493
Numerator - Packs per outer box	6
EAN/UPC - Case	50046677550498

## Dimensional drawing




Product	D	C
12.2A21/PER/950/P/E26/DIM 6/1FB T20	3-1/8 inch	5-9/16 inch

## Photometric data



Light Distribution Diagram - 12.2A21/PER/950/P/E26/DIM 6/1FB T20

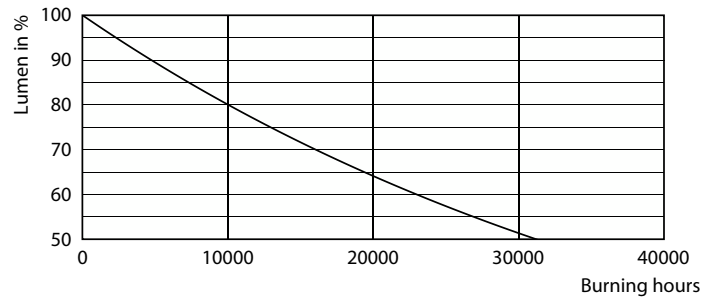
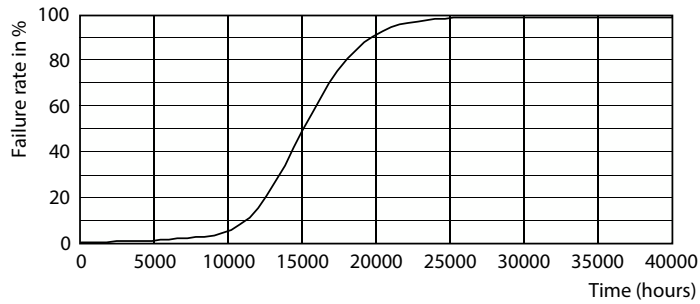
General uniform lighting - 12.2A21/PER/950/P/E26/DIM 6/1FB T20



Spectral Power Distribution Colour - 12.2A21/PER/950/P/E26/DIM 6/1FB T20

# A-Shape LED

## Lifetime



Life Expectancy Diagram - 12.2A21/PER/950/P/E26/DIM 6/1FB T20

Lumen Maintenance Diagram - 12.2A21/PER/950/P/E26/DIM 6/1FB T20

