

# LED BA11

## 4.5BA11/VIN/820/E12/CL/GL/DIM 4/1BC T20

Philips LED BA11 candles offer energy saving ambiance with the elegant effect of incandescent candles. These designs provides light in an omnidirectional manner, giving lighting designers a long life alternative to standard incandescent sources.

### Product data

General Information	
Cap-Base	E12 [Candelabra Screw]
Nominal lifetime	15,000 hour(s)
Switching Cycle	20,000
Lighting Technology	LED
EU RoHS compliant	Yes

Light Technical	
Color Code	820 [CCT of 2000K]
Luminous Flux	300 lm
Color Designation	Flame
Correlated Color Temperature (Nom)	2000 K
Luminous Efficacy (rated) (Nom)	66.00 lm/W
Color Consistency	<6
Color rendering index (CRI)	80
LLMF At End Of Nominal Lifetime (Nom)	70 %

Operating and Electrical	
Line Frequency	60 Hz
Input Frequency	60 Hz
Power Consumption	4.5 W
Lamp Current (Nom)	40 mA
Wattage Equivalent	40 W
Starting Time (Nom)	0.5 s

Warm-up time to 60% light	0.5 s
Power Factor (Fraction)	0.7
Voltage (Nom)	120 V

Temperature	
T-Case Maximum (Nom)	65 °C

Controls and Dimming	
Dimmable	Yes

Mechanical and Housing	
Bulb Finish	Amber
Bulb Shape	BA11 [BA11 35mm]

Approval and Application	
Energy Consumption kWh/1000 h	- kWh

Product Data	
Order product name	4.5BA11/VIN/820/E12/CL/GL/DIM 4/1BC T20
Full product name	4.5BA11/VIN/820/E12/CL/GL/DIM 4/1BC T20
Order code	929001951153
Material Nr. (12NC)	929001951153
Numerator - Quantity Per Pack	1
EAN/UPC - Product/Case	046677537616


# LED BA11

Numerator - Packs per outer box	4
EAN/UPC - Case	50046677537611

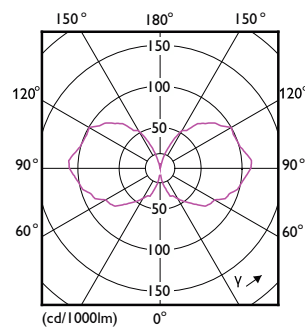
## Dimensional drawing

Product	D	C
4.5BA11/VIN/820/E12/CL/GL/DIM 4/1BC T20	35 mm	111 mm


## Photometric data



Spectral Power Distribution Colour - 4.5BA11/VIN/820/E12/CL/GL/DIM 4/1BC T20



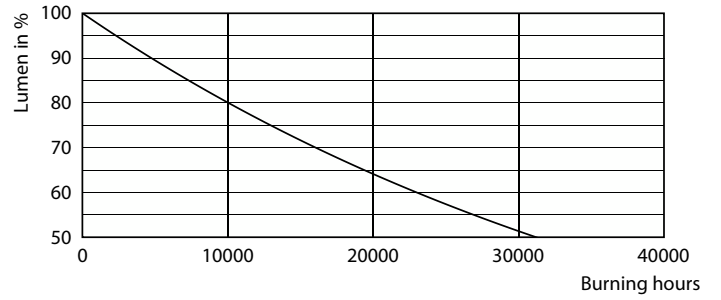
Light Distribution Diagram - 4.5BA11/VIN/820/E12/CL/GL/DIM 4/1BC T20



General uniform lighting - 4.5BA11/VIN/820/E12/CL/GL/DIM 4/1BC T20

# LED BA11

## Lifetime



Life Expectancy Diagram - 4.5BA11/VIN/820/E12/CL/GL/DIM 4/1BC T20

Lumen Maintenance Diagram - 4.5BA11/VIN/820/E12/CL/GL/DIM 4/1BC T20

