



# LED MR16

## 7MR16 ExpertColor F35 940 D 10/1

Philips LED MR-16 lamps with single optic technology provide the look and color quality of traditional halogens while using a fraction of the energy. A perfect fit for spot lighting, they are compatible with most existing fixtures with MR16 GU5.3 holders and are designed as a retrofit replacement for halogen or incandescent spots.

### Product data

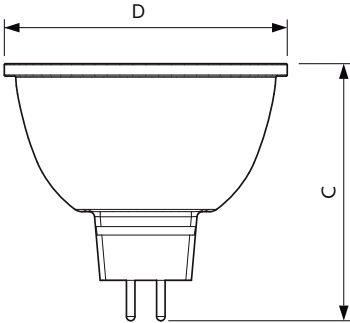
General Information		Wattage Equivalent	
Cap-Base	GU5.3 [GU5.3]		42 W
Nominal lifetime	40,000 hour(s)	Starting Time (Nom)	0.5 s
Switching Cycle	50,000	Warm-up time to 60% light	0.5 s
Lighting Technology	LED	Power Factor (Fraction)	0.7
EU RoHS compliant	Yes	Voltage (Nom)	12 V
Light Technical		Temperature	
Color Code	940 [CCT of 4000K]	T-Case Maximum (Nom)	198 °F
Beam Angle (Nom)	35 degree(s)	Controls and Dimming	
Luminous Flux	460 lm	Dimmable	Yes
Luminous Intensity (Nom)	1,400 cd	Mechanical and Housing	
Color Designation	Cool White (CW)	Bulb Shape	MR16 [2inch/50mm]
Correlated Color Temperature (Nom)	4000 K	Approval and Application	
Luminous Efficacy (rated) (Nom)	65.71 lm/W	Suitable For Accent Lighting	Yes
Color Consistency	<3	Product Data	
Color rendering index (CRI)	95	Order product name	7MR16 ExpertColor F35 940 D 10/1
LLMF At End Of Nominal Lifetime (Nom)	70 %	Full product name	7MR16 ExpertColor F35 940 D 10/1
Operating and Electrical		Order code	470211
Power Consumption	7 W		
Lamp Current (Nom)	800 mA		

# LED MR16

Material Nr. (12NC)	929001342504
Numerator - Quantity Per Pack	1
EAN/UPC - Product/Case	046677470210
Numerator - Packs per outer box	10

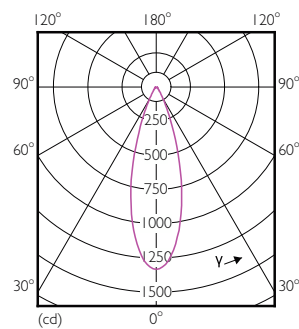

EAN/UPC - Case	50046677470215
----------------	----------------

## Dimensional drawing




Product	D	C
7MR16 ExpertColor F35 940 D 10/1	2-1/16 inch	1-13/16 inch

## Photometric data



Accent Lighting Spots - 7MR16 ExpertColor F35 940 D 10/1

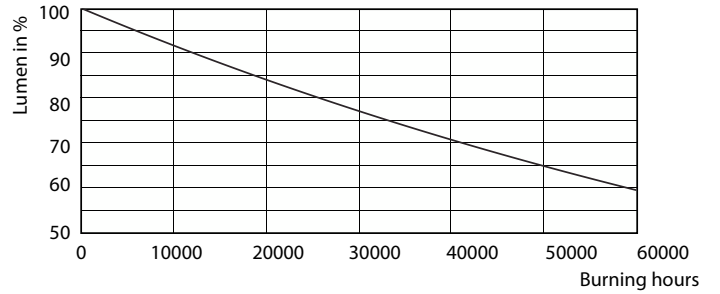
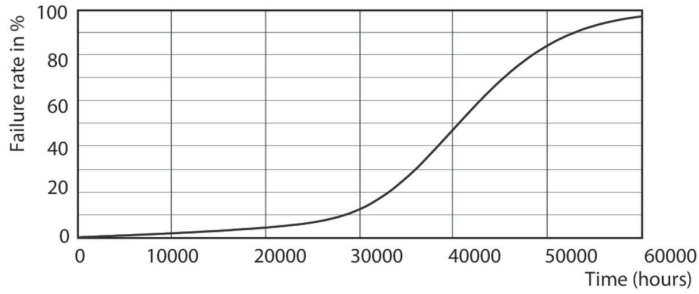
Light Distribution Diagram - 7MR16 ExpertColor F35 940 D 10/1



Spectral Power Distribution Colour - 7MR16 ExpertColor F35 940 D 10/1

# LED MR16

## Lifetime



Life Expectancy Diagram - 7MR16 ExpertColor F35 940 D 10/1

Lumen Maintenance Diagram - 7MR16 ExpertColor F35 940 D 10/1

