



# LED Highbay

## 165HB/LED/740/ND NB DL 2/1

Philips LED high bay lamps are a direct replacement for 250W to 400W metal halide lamps which will deliver substantial energy savings. Philips LED HighBays delivers bright, clean light for a fraction of the energy used by conventional HID.

### Product data

General Information	
Cap-Base	EX39 [Exclusionary Mogul Screw]
Nominal lifetime	50,000 hour(s)
Switching Cycle	50,000
Lighting Technology	LED
EU RoHS compliant	Yes

Light Technical	
Color Code	740 [CCT of 4000K]
Beam Angle (Nom)	60 degree(s)
Luminous Flux	20,000 lm
Color Designation	Cool White (CW)
Correlated Color Temperature (Nom)	4000 K
Luminous Efficacy (rated) (Nom)	121.21 lm/W
Color Consistency	ANSI 4000K
Color rendering index (CRI)	70
LLMF At End Of Nominal Lifetime (Nom)	70 %

Operating and Electrical	
Line Frequency	50 to 60 Hz
Input Frequency	50 to 60 Hz
Power Consumption	165 W
Lamp Current (Nom)	3,650 mA
Wattage Equivalent	400 W

Starting Time (Nom)	0.5 s
Warm-up time to 60% light	0.5 s
Power Factor (Fraction)	0.6
UL Type	Type A - works on ballast

Temperature	
T-Case Maximum (Nom)	85 °C

Controls and Dimming	
Dimmable	No

Mechanical and Housing	
Bulb Shape	Others

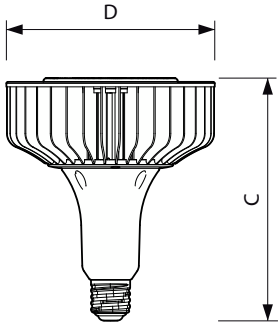
Approval and Application	
Energy Consumption kWh/1000 h	- kWh

Product Data	
Order product name	165HB/LED/740/ND NB DL 2/1
Full product name	165HB/LED/740/ND NB DL 2/1
Order code	929001264804
Material Nr. (12NC)	929001264804
Numerator - Quantity Per Pack	1
EAN/UPC - Product/Case	046677465605

# LED Highbay


Numerator - Packs per outer box	2
EAN/UPC - Case	50046677465600

## Dimensional drawing

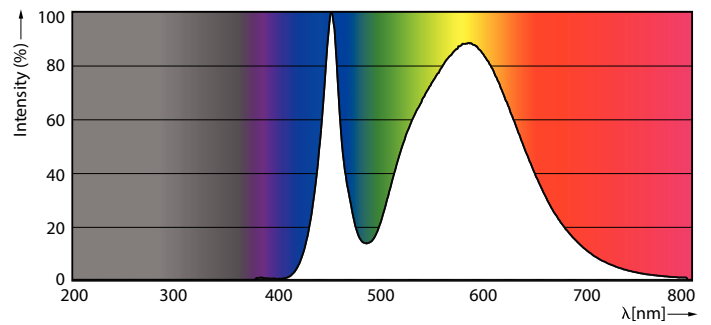


Product	D	C
165HB/LED/740/ND NB DL 2/1	209.7 mm	245.7 mm

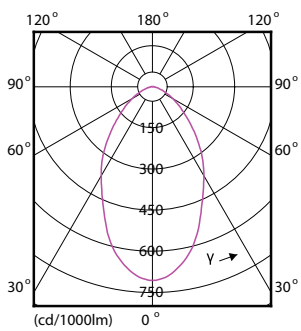
## Photometric data



General uniform lighting - 165HB/LED/740/ND NB DL 2/1



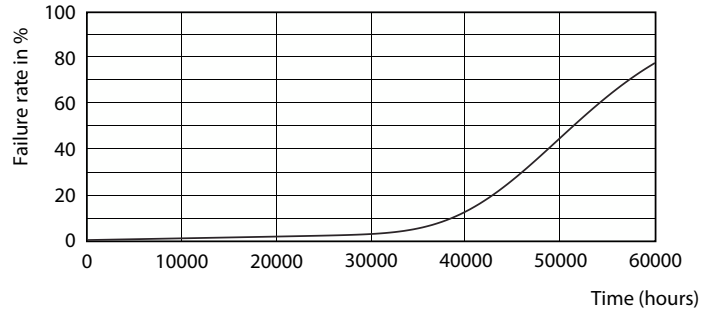
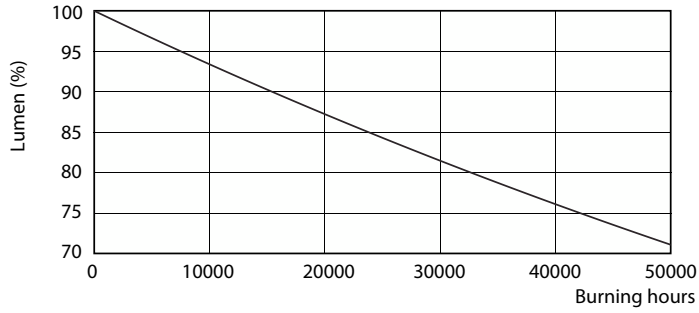
Spectral Power Distribution Colour - 165HB/LED/740/ND NB DL 2/1



Light Distribution Diagram - 165HB/LED/740/ND NB DL 2/1

# LED Highbay

## Lifetime



Lumen Maintenance Diagram - 165HB/LED/740/ND NB DL 2/1

Life Expectancy Diagram - 165HB/LED/740/ND NB DL 2/1

