



Essential LED tubes T8 Mains

CorePro LEDtube 600mm 9W 865 T8 C W G

The Essential LEDtube is an affordable LED solution suitable for an easy replacement of T8 fluorescent lamps. Thanks to a unique design, Philips Essential LED tube T8 Mains can be directly installed in luminaires operating on mains power connection. The product provides a natural lighting effect for use in general lighting applications, as well as instant energy savings – an environmentally friendly solution.

Product data

General Information		Operating and Electrical	
Cap-Base	G13 [Medium Bi-Pin Fluorescent]	Line Frequency	50 to 60 Hz
Nominal lifetime	30,000 hour(s)	Input Frequency	50 to 60 Hz
Switching Cycle	50,000	Power Consumption	9 W
Lighting Technology	LED	Starting Time (Nom)	0.5 s
EU RoHS compliant	Yes	Warm-up time to 60% light	instant full light s
		Power Factor (Fraction)	0.92
		Voltage (Nom)	100-240 V
Light Technical		Temperature	
Color Code	865 [CCT of 6500K]	Ambient temperature range	-20 °C to 45 °C
Beam Angle (Nom)	240 degree(s)	T-Case Maximum (Nom)	70 °C
Luminous Flux	900 lm		
Color Designation	Cool Daylight	Controls and Dimming	
Correlated Color Temperature (Nom)	6500 K	Dimmable	No
Luminous Efficacy (rated) (Nom)	100.00 lm/W		
Color Consistency	<6	Mechanical and Housing	
Color rendering index (CRI)	82	Product Length	600 mm
LLMF At End Of Nominal Lifetime (Nom)	70 %		

Essential LED tubes T8 Mains

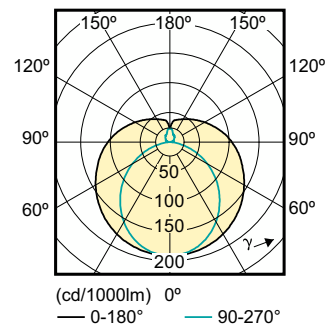

Bulb Shape	Tube, double-ended
Approval and Application	
Energy Saving Product	Yes
Suitable For Accent Lighting	No
Approval Marks	CE marking UL certificate RoHS compliance KEMA Keur certificate
Energy Consumption kWh/1000 h	9 kWh
Product Data	
Order product name	CorePro LEDtube 600mm 9W 865 T8 C W G

Full product name	CorePro LEDtube 600mm 9W 865 T8 C W G
Full product code	871869668299901
Order code	929001194772
Material Nr. (12NC)	929001194772
Numerator - Quantity Per Pack	1
EAN/UPC - Product/Case	8718696682999
Numerator - Packs per outer box	20
EAN/UPC - Case	8718699591441

Dimensional drawing

Product	D1	D2	A1	A2	A3
CorePro LEDtube 600mm 9W 865 T8 C W G	25.6 mm	27.8 mm	589.8 mm	595.7 mm	604.0 mm

Photometric data

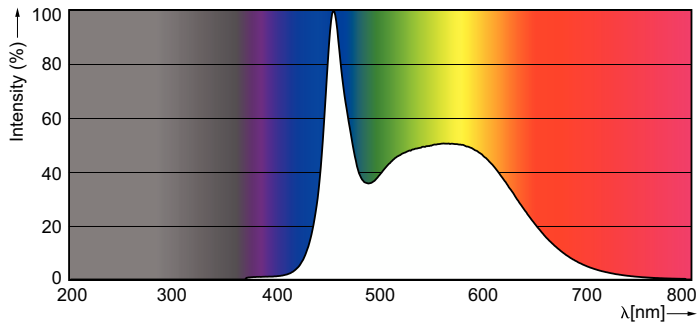


General uniform lighting - CorePro LEDtube 600mm 9W 865 T8 C W G

Light Distribution Diagram - CorePro LEDtube 600mm 9W 865 T8 C W G

Essential LED tubes T8 Mains

Photometric data



Spectral Power Distribution Colour - CorePro LEDtube 600mm 9W 865 T8 C
W G

