



**The most affordable
LED panel delivering
comfortable light with
excellent uniformity.
Slimmer than its
predecessor, it is
durable, energy
efficient and with 3
years warranty**

SmartBright Direct Panel G2

The new Philips Smartbright Direct panel offers exceptional value. It is Perfect for your everyday ceiling lighting installations. It is available in 2 standard sizes and 2 different CCT options to suit your need.

Benefits

- 30K hrs, 3 year warranty
- Flicker Free – Ripple $\leq 5\%$
- CRI 80

SmartBright Direct Panel G2


Features

- 30K hrs, 3 years warranty
- Suitable for different mounting applications: Recessed, PCV, Suspension
- CRI 80
- SDCM ≤ 5
- Surge protection: 1KV/0.5KV

Application

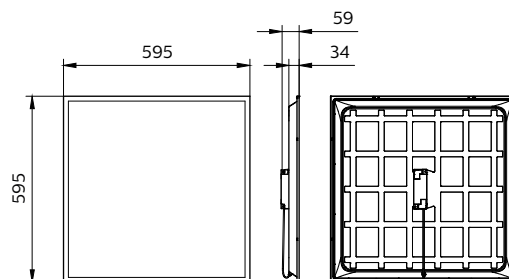
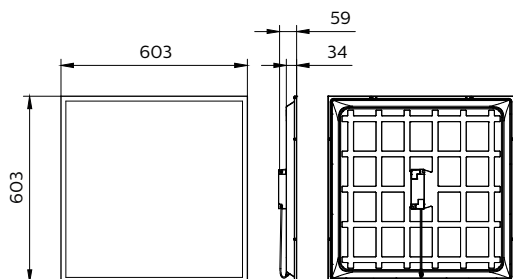
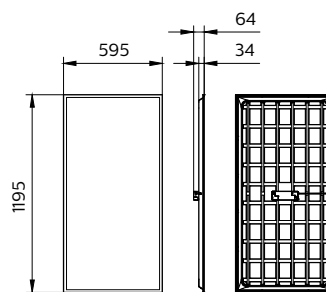
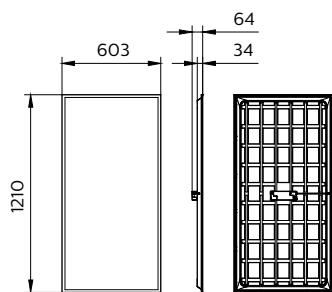
- Offices
- Hospitality
- Fashion

Versions




RC048 W30L120 front


Dimensional drawing




Product details



RC048 W30L120 back



RC048 W60L60 back



RC048 W60L120 back

| General Information | |
|-------------------------------------|---|
| CE mark | - |
| Flammability mark | For mounting on normally flammable surfaces |
| Light Technical | |
| Optical cover type | Acrylate |
| Color rendering index (CRI) | >80 |
| Operating and Electrical | |
| Input Voltage | 220 to 240 V |
| Line Frequency | 50 or 60 Hz |
| Temperature | |
| Ambient temperature range | -10 to +35 °C |
| Controls and Dimming | |
| Dimmable | No |
| Mechanical and Housing | |
| Housing Color | White RAL 9003 |
| Approval and Application | |
| Protection class IEC | Safety class II |
| Mech. impact protection code | IK02 |
| Ingress protection code | IP20 |
| Initial Performance (IEC Compliant) | |
| Luminous flux tolerance | +/-10% |

Light Technical

| | | Correlated Color | Luminous Efficacy | |
|--------------|------------------------------------|-------------------|-------------------|---------------|
| Order Code | Full Product Name | Temperature (Nom) | (rated) (Nom) | Luminous Flux |
| 911401845582 | RC048B LED50S/840 PSU W60L120 GM | 4000 K | 100 lm/W | 5,000 lumen |
| 911401845682 | RC048B LED50S/865 PSU W60L120 GM | 6500 K | 100 lm/W | 5,000 lumen |
| 911401806884 | RC048B LED38S/840 PSU W603L603 GM | 4000 K | 95 lm/W | 3,800 lumen |
| 911401806984 | RC048B LED38S/865 PSU W603L603 GM | 6500 K | 95 lm/W | 3,800 lumen |
| 911401845182 | RC048B LED38S/840 PSU W60L60 GM | 4000 K | 95 lm/W | 3,800 lumen |
| 911401845282 | RC048B LED38S/865 PSU W60L60 GM | 6500 K | 95 lm/W | 3,800 lumen |
| 911401807084 | RC048B LED50S/840 PSU W603L1210 GM | 4000 K | 100 lm/W | 5,000 lumen |
| 911401807184 | RC048B LED50S/865 PSU W603L1210 GM | 6500 K | 100 lm/W | 5,000 lumen |

Operating and Electrical

| Order Code | Full Product Name | Power Consumption |
|--------------|-----------------------------------|-------------------|
| 911401845582 | RC048B LED50S/840 PSU W60L120 GM | 50 W |
| 911401845682 | RC048B LED50S/865 PSU W60L120 GM | 50 W |
| 911401806884 | RC048B LED38S/840 PSU W603L603 GM | 40 W |
| 911401806984 | RC048B LED38S/865 PSU W603L603 GM | 40 W |

| Order Code | Full Product Name | Power Consumption |
|--------------|------------------------------------|-------------------|
| 911401845182 | RC048B LED38S/840 PSU W60L60 GM | 40 W |
| 911401845282 | RC048B LED38S/865 PSU W60L60 GM | 40 W |
| 911401807084 | RC048B LED50S/840 PSU W603L1210 GM | 50 W |
| 911401807184 | RC048B LED50S/865 PSU W603L1210 GM | 50 W |

Initial Performance (IEC Compliant)

| Order Code | Full Product Name | Initial chromaticity |
|--------------|-----------------------------------|----------------------|
| 911401845582 | RC048B LED50S/840 PSU W60L120 GM | (0.38, 0.38) SDCM≤5 |
| 911401845682 | RC048B LED50S/865 PSU W60L120 GM | (0.31, 0.33) SDCM≤5 |
| 911401806884 | RC048B LED38S/840 PSU W603L603 GM | (0.38, 0.38) SDCM≤5 |
| 911401806984 | RC048B LED38S/865 PSU W603L603 GM | (0.31, 0.33) SDCM≤5 |

| Order Code | Full Product Name | Initial chromaticity |
|--------------|------------------------------------|----------------------|
| 911401845182 | RC048B LED38S/840 PSU W60L60 GM | (0.38, 0.38) SDCM≤5 |
| 911401845282 | RC048B LED38S/865 PSU W60L60 GM | (0.31, 0.33) SDCM≤5 |
| 911401807084 | RC048B LED50S/840 PSU W603L1210 GM | (0.38, 0.38) SDCM≤5 |
| 911401807184 | RC048B LED50S/865 PSU W603L1210 GM | (0.31, 0.33) SDCM≤5 |

SmartBright Direct Panel G2

