

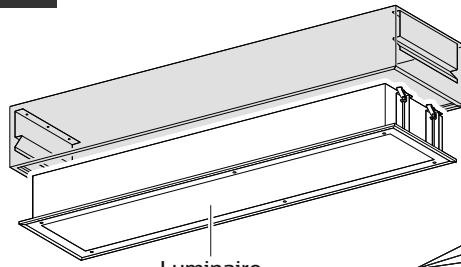
PHILIPS

Cleanroom LED CR250Z

Surface mounted bracket



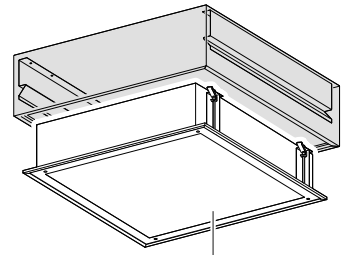
CR250Z SMB W30L120



Luminaire
not included



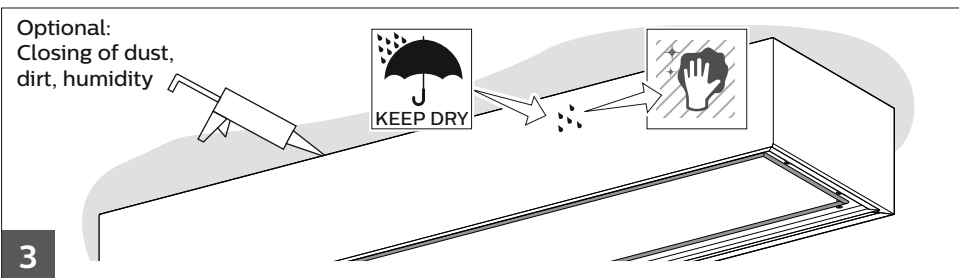
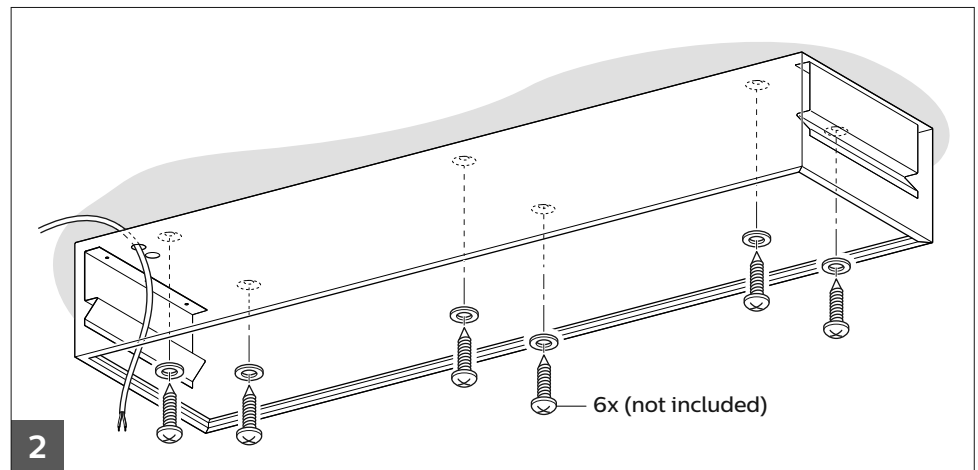
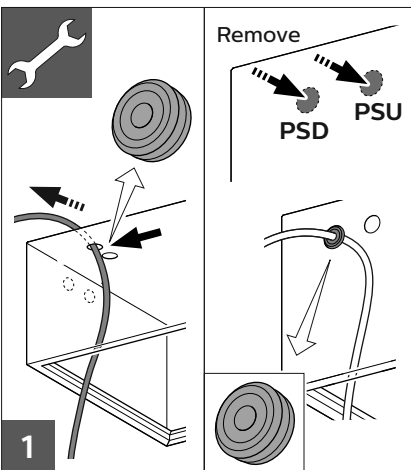
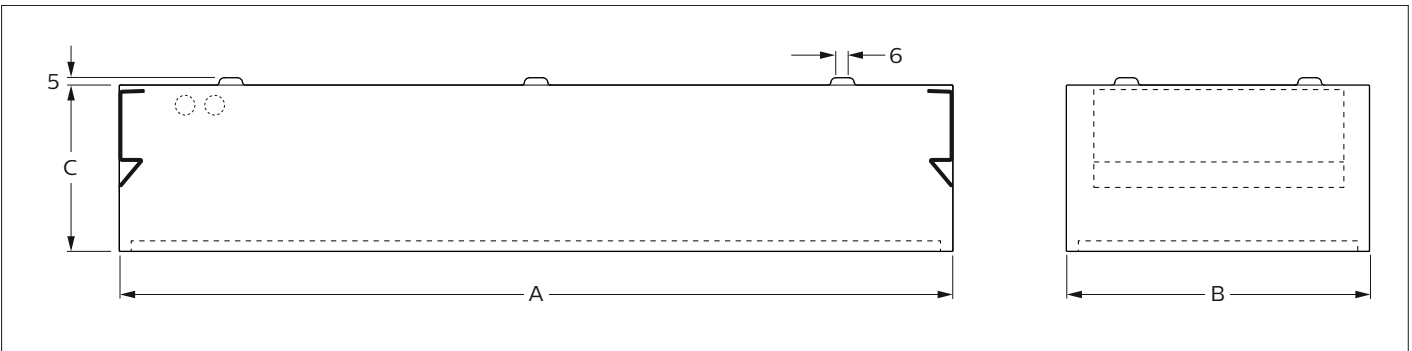
CR250Z SMB W60L60



Luminaire
not included




Configuration types	application	Size type	A	B	C	kg
CR250Z SMB	Surface mounted(SM)	W60L60	630	630	180	4.5
		W30L120	1230	330	185	5.0



4

Mount CR250B IP65 luminaire in bracket acc.
See relevant installation instruction.



© 2016 Philips Lighting Holding B.V.

All rights reserved. Reproduction in whole or in part is prohibited without the prior written consent of the copyright owner. The information presented in this document does not form part of any quotation or contract, is believed to be accurate and reliable and may be changed without notice. No liability will be accepted by the publisher for any consequence of its use. Publication thereof does not convey nor imply any license under patent- or other industrial or intellectual property rights.

Philips Lighting Holding B.V.
The Netherlands